


RX³

ESSENTIAL PROTECTION



[--> CATALOGUE PAGES INSIDE](#)

THE **GLOBAL SPECIALIST**
IN ELECTRICAL AND DIGITAL BUILDING INFRASTRUCTURES

 **legrand**[®]

NEW RX³ RANGE

ESSENTIAL PROTECTION

The new RX³ range of RCCBs and MCBs provides a response to the essential requirements on residential or small business sites, protecting against short-circuits, overloads and residual current faults



RCCBs




THE BREADTH OF THE RANGE COVERS THE ESSENTIAL REQUIREMENTS OF SITES: 2 CURVES, 2 BREAKING CAPACITIES AND RESIDUAL CURRENT PROTECTION

- In = 25 to 80 A
- 2P and 4P
- Sensitivity:
AC type 30/100/300 mA - A type 30 mA
- Conform to standard IEC 61008-1



IDEAL FOR BUILDINGS IN
THE RESIDENTIAL AND
SMALL BUSINESS SECTORS
(OFFICES, SHOPS, ETC.)


THERMAL-MAGNETIC CIRCUIT BREAKERS



- $I_n = 6$ to 63 A
- 1P/1P+N/2P/3P/3P+N/4P
- Breaking capacity **4500** and **6000** at 230/400 V~
- Breaking capacity **6000** and **10000** at 127/220 V~
- B and C curve
- Conform to standard IEC 60898-1


NEW RX³ RANGE

SAFE, RELIABLE AND EASY TO INSTALL



SAFE, EASY WIRING:

- IP2X insulated terminals
- Large capacity terminals 35 mm²
- Rising clamp terminals
- Compatible with Phillips or flat screwdriver



QUICK IDENTIFICATION OF THE FUNCTIONS


- 2 handle colours:
- Black for circuit breakers
 - Grey for RCCBs



SIMPLE, VISIBLE MARKING

- Easy to use, visible marking area whatever the position of the handle
- Clear, simple, indelible marking for easy identification of the product

BISTABLE CLAMPS:


Easy positioning or removal of the product on its DIN rail





COPYTRACER - THE FIGHT AGAINST COUNTERFEITING

A unique serial number is printed on our circuit breakers which allows customers to check the authenticity of the product using the online Copytracer facility at www.legrand-copytracer.com



AN ATTRACTIVE, WELL THOUGHT-OUT DESIGN FOR SAFETY AND COMFORT

- A well-designed shape and careful choice of material for the devices enables air to circulate, limiting any temperature rise between each circuit breaker
- Neat, attractive finish for greater ease of use

RX³ THE GUARANTEE OF A SAFE, RELIABLE RANGE

Long-lasting electrical endurance

10 000 operations

Use under extreme conditions

-25°C to +70°C

Optimum protection in the event of short-circuits

Limitation classe 3

Quality guaranteed by international approvals



MCBs RX³ 4500

thermal magnetic MCBs from 6 A to 63 A - C curve



Conform to IEC 60898-1
Do not accept auxiliaries, and RCD add-on modules
Compatible with prong-type supply busbars
Breaking capacity:

4500 - IEC 60898-1 - 230/400 V~

4.5 kA - IEC 60947-2 - 230/400 V~

6000 - IEC 60898-1 - 127/220 V~

6 kA - IEC 60947-2 - 127/220 V~

Pack	Cat.Nos	Single pole 230/400 V~	
	C curve	Nominal rating In (A)	Number of modules
12	4 196 61	6	1
12	4 196 62	10	1
12	4 196 64	16	1
12	4 196 65	20	1
12	4 196 66	25	1
12	4 196 67	32	1
12	4 196 68	40	1
12	4 196 69	50	1
12	4 196 70	63	1

Pack	Cat.Nos	Single pole + neutral 230 V~ neutral on left-hand side	
	C curve	Nominal rating In (A)	Number of modules
6	4 196 72	6	2
6	4 196 73	10	2
6	4 196 75	16	2
6	4 196 76	20	2
6	4 196 77	25	2
6	4 197 78	32	2
6	4 197 79	40	2

Pack	Cat.Nos	2-pole 230/400 V~	
	C curve	Nominal rating In (A)	Number of modules
6	4 196 94	6	2
6	4 196 95	10	2
6	4 196 97	16	2
6	4 196 98	20	2
6	4 196 99	25	2
6	4 197 00	32	2
6	4 197 01	40	2
6	4 197 02	50	2
6	4 197 03	63	2

Pack	Cat.Nos	3-pole 400 V~	
	C curve	Nominal rating In (A)	Number of modules
4	4 197 05	6	3
4	4 197 06	10	3
4	4 197 08	16	3
4	4 197 09	20	3
4	4 197 10	25	3
4	4 197 11	32	3
4	4 197 12	40	3
4	4 197 13	50	3
4	4 197 14	63	3

Pack	Cat.Nos	3-pole + neutral 400 V~ neutral on left-hand side	
	C curve	Nominal rating In (A)	Number of modules
3	4 197 16	6	4
3	4 197 17	10	4
3	4 197 19	16	4
3	4 197 20	20	4
3	4 197 21	25	4
3	4 197 22	32	4
3	4 197 23	40	4

Pack	Cat.Nos	4-pole 400 V~	
	C curve	Nominal rating In (A)	Number of modules
3	4 197 38	6	4
3	4 197 39	10	4
3	4 197 41	16	4
3	4 197 42	20	4
3	4 197 43	25	4
3	4 197 44	32	4
3	4 197 45	40	4
3	4 197 46	50	4
3	4 197 47	63	4

MCBs RX³ 6000

thermal magnetic MCBs from 6 A to 63 A - B and C curves



4 198 38

4 198 73

4 198 84

Conform to IEC 60898-1

Do not accept auxiliaries, and RCD add-on modules

Compatible with prong-type supply busbars

Breaking capacity:

6000 - IEC 60898-1 - 230/400 V \sim

6 kA - IEC 60947-2 - 230/400 V \sim

10000 - IEC 60898-1 - 127/220 V \sim

10 kA - IEC 60947-2 - 127/220 V \sim

Pack	Cat.Nos		Single pole 230/400 V \sim	
	B curve	C curve	Nominal rating In (A)	Number of modules
12	4 197 49	4 198 37	6	1
12	4 197 50	4 198 38	10	1
12	4 197 52	4 198 40	16	1
12	4 197 53	4 198 41	20	1
12	4 197 54	4 198 42	25	1
12	4 197 55	4 198 43	32	1
12	4 197 56	4 198 44	40	1
12	4 197 57	4 198 45	50	1
12	4 197 58	4 198 46	63	1

Pack	Cat.Nos	Single pole + neutral 230 V \sim neutral on left-hand side	
		C curve	Number of modules
6	4 198 48	6	2
6	4 198 49	10	2
6	4 198 51	16	2
6	4 198 52	20	2
6	4 198 53	25	2
6	4 198 54	32	2
6	4 198 55	40	2

Pack	Cat.Nos		2-pole 230/400 V \sim	
	B curve	C curve	Nominal rating In (A)	Number of modules
6	4 197 82	4 198 70	6	2
6	4 197 83	4 198 71	10	2
6	4 197 85	4 198 73	16	2
6	4 197 86	4 198 74	20	2
6	4 197 87	4 198 75	25	2
6	4 197 88	4 198 76	32	2
6	4 197 89	4 198 77	40	2
6	4 197 90	4 198 78	50	2
6	4 197 91	4 198 79	63	2

Pack	Cat.Nos		3-pole 400 V \sim	
	B curve	C curve	Nominal rating In (A)	Number of modules
4	4 197 93	4 198 81	6	3
4	4 197 94	4 198 82	10	3
4	4 197 96	4 198 84	16	3
4	4 197 97	4 198 85	20	3
4	4 197 98	4 198 86	25	3
4	4 197 99	4 198 87	32	3
4	4 198 00	4 198 88	40	3
4	4 198 01	4 198 89	50	3
4	4 198 02	4 198 90	63	3

Pack	Cat.Nos	4-pole 400 V \sim	
		C curve	Number of modules
3	4 199 14	6	4
3	4 199 15	10	4
3	4 199 17	16	4
3	4 199 18	20	4
3	4 199 19	25	4
3	4 199 20	32	4
3	4 199 21	40	4
3	4 199 22	50	4
3	4 199 23	63	4

RCCBs RX³

residual current circuit breakers from 25 A to 80 A - AC and A types



4 020 25

4 020 70

Conform to IEC 61008-1

• AC type : detect AC component faults

• A type : detect AC and DC component faults

Do not accept auxiliaries

Compatible with prong-type and fork type supply busbars

Pack	Cat.Nos	2-pole - 230 V \sim		
		AC type	In (A)	Number of modules
1	4 020 24	Sensitivity (mA) 30	25	2
1	4 020 25	30	40	2
1	4 020 26	30	63	2
1	4 020 27	30	80	2
1	4 020 28	100	25	2
1	4 020 29	100	40	2
1	4 020 30	100	63	2
1	4 020 32	300	25	2
1	4 020 33	300	40	2
1	4 020 34	300	63	2
1	4 020 36	A type 30	25	2
1	4 020 37	30	40	2
1	4 020 38	30	63	2

Pack	Cat.Nos	4-pole - 400 V \sim neutral on right-hand side		
		AC type	In (A)	Number of modules
1	4 020 62	Sensitivity (mA) 30	25	4
1	4 020 63	30	40	4
1	4 020 64	30	63	4
1	4 020 66	100	25	4
1	4 020 67	100	40	4
1	4 020 68	100	63	4
1	4 020 70	300	25	4
1	4 020 71	300	40	4
1	4 020 72	300	63	4
1	4 020 74	A type 30	25	4
1	4 020 75	30	40	4
1	4 020 76	30	63	4



EXB 14009 - July 2014 - Pictures: iStockphoto

FOLLOW US ALSO ON

@ website: www.legrand.eg

f legrand

legrandegypt



EMB Electrical Industries S.A.E.

Headquarter office

Pyramids Heights Office Park
KM 22 Cairo - Alex. desert road
Building 1B, 12556
Tel.: +202 3536 0000
Fax: +202 3536 0001
www.legrand.eg