

CATALOGUE
PAGES
INSIDE

Céliane™

The touch of inspiration
that changes everything

GLOBAL SPECIALIST IN ELECTRICAL AND DIGITAL
BUILDING INFRASTRUCTURES

 **legrand**®

◆ Make your interior a symphony of colours



Lighting in harmony
Metals Brass
White cover plate



◆ An intimate touch
Powders Old Rose
White cover plate



◆ Child's play
Lacquers Pebble
Titanium cover plate



Functions that meet your every need



Céliane™ 2 in 1 Combi

For charging your devices on a single mechanism.



Céliane™ Flush

For clean power outlets that stay clean.



Céliane™ USB

For plugging in a USB directly.



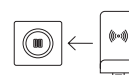
Céliane™ Induction

For wireless smartphone charging.



Type-A + Type-C USB charger
For fast charging your smartphones, tablets, MP3, MP4 players, etc.

Connects to a Céliane USB charger



Make an impression

The up and coming stars of the 2019 collection will brighten up your interior.

Metals

Remarkable shiny alloys to **brighten up** your interior and create **unexpected** harmony with your décor.

Materials


A stylish design and **exceptional materials** for an interior which perfectly reflects your taste.



Brass



Midnight Black



Grooved Corian®



Mahogany

Lacquers

Natural shades and a streamlined design for an interior full of **subtlety and charm**.



Ivory



Pearl Grey



Pebble




Black

Powders

Create a retro feel by using these models with **timeless chic**, which add a touch of inspiration to your interior.



Burgundy



Old Rose

The presentation case

Case containing all the **Céliane finishes**
p. 30



The combination that reflects your taste

The details that make all the difference.

Lacquers



White



Ivory



Pearl Grey



Pebble



Black

Powders



Chalk



Sandstone



Clay



Shale



Basalt



Old Rose



Burgundy

Metals



Aluminium



Alu Snake



Copper



Carbon



Brass



Titanium



Tungsten



Orange Snake



Blue Snake



Midnight Black

Materials



Brushed Stainless Steel



Stealth



Mirror Glass



Maple



Mahogany



Nickel Velvet



Gilded Bronze



Black Nickel



Bleached Oak



Stained Wenge



Grooved Corian[®]



Kaolin Glass



Mocha Glass



Couture Pearl Leather



Caramel Leather



Gouged Corian[®]



Piano Glass



Crimson Glass




Textured Brown Leather



Couture Purple Leather

3 cover plate finishes



White

Titanium

Graphite

5 sizes



1-gang



2-gang



3-gang



4-gang⁽¹⁾




5-gang⁽²⁾

1: Except for: Couture Purple Leather, Couture Pearl Leather
2: Only available in certain finishes. See selection chart p. 10-11.

◆ Installation

Universal support, full of advantages

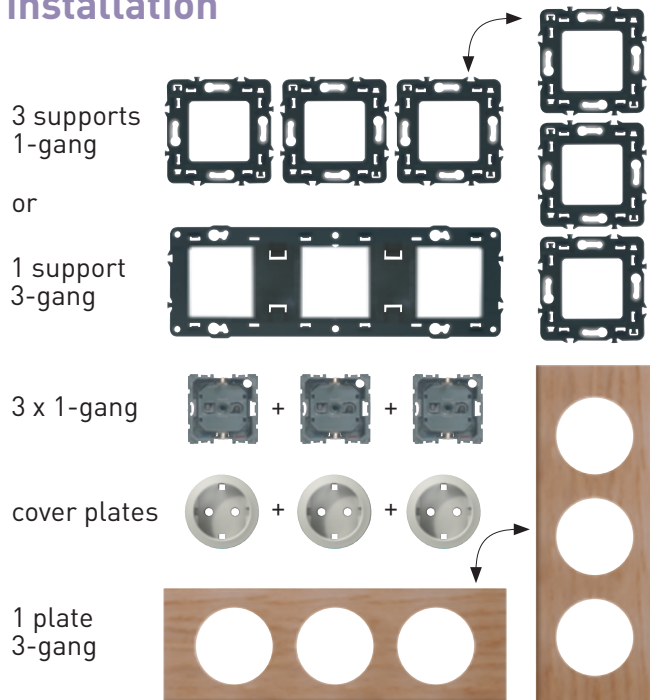


Adaptable support

Removable spacer for installing thermostat, alarm and similar functions... with special plates




Reversible supports and plates for horizontal and vertical installation



◆ Installation

Easy
to install

1 Fix the support on the box




2 Wiring



3 Assemble the mechanism in the support



4 Assemble the cover plate + surround




5 Finished product




◆ Installation

Céliane modularity, or the art of adaptation

Separable functions, so you can create your lighting controls with just 4 products: two-way switch, double two-way switch, push-button, double push-button with or without indicator (illuminated or monitor).



Remove the side fins from the mechanisms by simply pressing along the pre-cut



Join the 2 mechanisms and create a dual function. An indicator light can be added



Two functions on one 1-gang plate. Walnut wood



Up to 5 lighting points on the same plate (two-way switch, push-button). Walnut wood

An additional neutral terminal



Neutral terminal on all two-way switches



Because incandescent bulbs are being phased out, Legrand has added a neutral terminal to all Céliane controls.

Remember to pull through the neutral in all your installations

◆ Prewired sockets, saving you time

Benefit from all the advantages of an **innovative system**

Combining prewired sockets with Batibox with Céliane open boxes guarantees easy installation.



3 prewired sockets equipped with White finish cover plates. The sockets are prewired in the factory to ensure a very secure connection.

Horizontal or vertical mounting		71 mm fixing centre				
		1-gang	2-gang	3-gang	4-gang	5-gang
LACQUERED						
White		0 666 31 + 0 802 51	0 666 32 + 0 802 52	0 666 33 + 0 802 53	0 666 34 + 0 802 54	0 686 40 + 5 x 0 802 51/61/69
Pebble		0 666 11 + 0 802 51	0 666 12 + 0 802 52	0 666 13 + 0 802 53	0 666 14 + 0 802 54	-
Black		0 666 81 + 0 802 51	0 666 82 + 0 802 52	0 666 83 + 0 802 53	0 666 84 + 0 802 54	-
Ivory		0 666 21 + 0 802 51	0 666 22 + 0 802 52	0 666 23 + 0 802 53	0 666 24 + 0 802 54	-
Pearl Grey		0 666 01 + 0 802 51	0 666 02 + 0 802 52	0 666 03 + 0 802 53	0 666 04 + 0 802 54	-
POWDER						
Chalk		0 667 01 + 0 802 51	0 667 02 + 0 802 52	0 667 03 + 0 802 53	0 667 04 + 0 802 54	-
Burgundy		0 667 51 + 0 802 51	0 667 52 + 0 802 52	0 667 53 + 0 802 53	0 667 54 + 0 802 54	-
Old Rose		0 667 61 + 0 802 51	0 667 62 + 0 802 52	0 667 63 + 0 802 53	0 667 64 + 0 802 54	-
Clay		0 667 11 + 0 802 51	0 667 12 + 0 802 52	0 667 13 + 0 802 53	0 667 14 + 0 802 54	-
Sandstone		0 667 21 + 0 802 51	0 667 22 + 0 802 52	0 667 23 + 0 802 53	0 667 24 + 0 802 54	-
Shale		0 667 31 + 0 802 51	0 667 32 + 0 802 52	0 667 33 + 0 802 53	0 667 34 + 0 802 54	-
Basalt		0 667 41 + 0 802 51	0 667 42 + 0 802 52	0 667 43 + 0 802 53	0 667 44 + 0 802 54	-
METAL						
Titanium		0 689 01 + 0 802 51	0 689 02 + 0 802 52	0 689 03 + 0 802 53	0 689 04 + 0 802 54	0 689 10 + 5 x 0 802 51/61/69
Aluminium		0 689 21 + 0 802 51	0 689 22 + 0 802 52	0 689 23 + 0 802 53	0 689 24 + 0 802 54	0 689 30 + 5 x 0 802 51/61/69
Tungsten		0 689 71 + 0 802 51	0 689 72 + 0 802 52	0 689 73 + 0 802 53	0 689 74 + 0 802 54	-
Carbon		0 689 81 + 0 802 51	0 689 82 + 0 802 52	0 689 83 + 0 802 53	0 689 84 + 0 802 54	-
Midnight Black		0 687 81 + 0 802 51	0 687 82 + 0 802 52	0 687 83 + 0 802 53	0 687 84 + 0 802 54	-
Brass		0 687 91 + 0 802 51	0 687 92 + 0 802 52	0 687 93 + 0 802 53	0 687 94 + 0 802 54	-
Copper		0 689 91 + 0 802 51	0 689 92 + 0 802 52	0 689 93 + 0 802 53	0 689 94 + 0 802 54	-
Alu Snake		0 687 21 + 0 802 51	0 687 22 + 0 802 52	0 687 23 + 0 802 53	0 687 24 + 0 802 54	-
Orange Snake		0 687 61 + 0 802 51	0 687 62 + 0 802 52	0 687 63 + 0 802 53	0 687 64 + 0 802 54	-
Blue Snake		0 687 71 + 0 802 51	0 687 72 + 0 802 52	0 687 73 + 0 802 53	0 687 74 + 0 802 54	-
ANTIMICROBIAL⁽³⁾						
Anti-microbial ⁽³⁾		0 690 01 + 0 802 51	0 690 02 + 0 802 52	0 690 03 + 0 802 53	-	-
FOR HUMID AREAS - IP 44						
IP 44 White		0 690 71 + 0 802 51	0 690 72 + 2 x 0 802 51	-	-	-

1: Available from Legrand stock within 10 working days of order from distributor - 2: For supports Cat.No. 0 802 51, 57 mm fixing centre obtained by cutting this out
3: Contains a silver compound which prevents the growth of surface bacteria

Horizontal or vertical mounting	71 mm fixing centre				
	1-gang	2-gang	3-gang	4-gang	5-gang
MATERIALS*					
Brushed Stainless Steel	0 691 01 + 0 802 51	0 691 02 + 0 802 52	0 691 03 + 0 802 53	0 691 04 + 0 802 54	0 691 10 + 5 x 0 802 51/61/69
Nickel Velvet	0 691 11 + 0 802 51	0 691 12 + 0 802 52	0 691 13 + 0 802 53	0 691 14 + 0 802 54	0 691 20 + 5 x 0 802 51/61/69
Black Nickel	0 690 31 + 0 802 51	0 690 32 + 0 802 52	0 690 33 + 0 802 53	0 690 34 + 0 802 54	-
Stealth	0 690 41 + 0 802 51	0 690 42 + 0 802 52	0 690 43 + 0 802 53	0 690 44 + 0 802 54	-
Gilded Bronze	0 691 31 + 0 802 51	0 691 32 + 0 802 52	0 691 33 + 0 802 53	0 691 34 + 0 802 54	-
Bleached Oak	0 690 51 + 0 802 51	0 690 52 + 0 802 52	0 690 53 + 0 802 53	0 690 54 + 0 802 54	-
Stained Wenge⁽⁴⁾	0 692 01 + 0 802 51	0 692 02 + 0 802 52	0 692 03 + 0 802 53	0 692 04 + 0 802 54	0 692 10 + 5 x 0 802 51/61/69
Maple	0 692 11 + 0 802 51	0 692 12 + 0 802 52	0 692 13 + 0 802 53	0 692 14 + 0 802 54	0 692 20 + 5 x 0 802 51/61/69
Mahogany	0 692 21 + 0 802 51	0 692 22 + 0 802 52	0 692 23 + 0 802 53	0 692 24 + 0 802 54	0 692 30 + 5 x 0 802 51/61/69
Grooved Corian⁽³⁾	0 690 11 + 0 802 51	0 690 12 + 0 802 52	0 690 13 + 0 802 53	0 690 14 + 0 802 54	-
Gouged Corian⁽³⁾	0 690 21 + 0 802 51	0 690 22 + 0 802 52	0 690 23 + 0 802 53	0 690 24 + 0 802 54	-
Dream (porcelain)	0 693 51 + 0 802 51	0 693 52 + 0 802 52	0 693 53 + 0 802 53	-	-
Slate	0 693 71 + 0 802 51	0 693 72 + 0 802 52	0 693 73 + 0 802 53	-	-
Kaolin Glass	0 693 11 + 0 802 51	0 693 12 + 0 802 52	0 693 13 + 0 802 53	0 693 14 + 0 802 54	0 693 20 + 5 x 0 802 51/61/69
Piano Glass	0 693 01 + 0 802 51	0 693 02 + 0 802 52	0 693 03 + 0 802 53	0 693 04 + 0 802 54	0 693 10 + 5 x 0 802 51/61/69
Mirror Glass	0 691 21 + 0 802 51	0 691 22 + 0 802 52	0 691 23 + 0 802 53	0 691 24 + 0 802 54	-
Mocha Glass	0 694 61 + 0 802 51	0 694 62 + 0 802 52	0 694 63 + 0 802 53	0 694 64 + 0 802 54	-
Crimson Glass	0 694 71 + 0 802 51	0 694 72 + 0 802 52	0 694 73 + 0 802 53	0 694 74 + 0 802 54	-
Textured Brown Leather	0 694 01 + 0 802 51	0 694 02 + 0 802 52	0 694 03 + 0 802 53	0 694 04 + 0 802 54	-
Caramel Leather	0 694 21 + 0 802 51	0 694 22 + 0 802 52	0 694 23 + 0 802 53	0 694 24 + 0 802 54	-
Couture Pearl Leather	0 694 31 + 0 802 51	0 694 32 + 0 802 52	0 694 33 + 0 802 53	-	-
Couture Purple Leather	0 694 41 + 0 802 51	0 694 42 + 0 802 52	0 694 43 + 0 802 53	-	-
Pixel Leather	0 694 51 + 0 802 51	0 694 52 + 0 802 52	0 694 53 + 0 802 53	-	-

1: Available from Legrand stock within 10 working days of order from distributor - 2: For supports Cat.No. 0 802 51, 57 mm fixing centre obtained by cutting this out
 3: Registered trademark of DuPont de Nemours - 4: Wenge stained ash
 * Faceplates in Wood, Leather, Waxed Concrete, Porcelain and Slate are unique pieces made of natural materials whose appearance and colour may vary from one example to another

Céliane mechanisms:		Two-way switch 0 670 01/02 Push-button 0 670 31/32	0 673 54/55 0 670 86 0 674 02 0 671 59 5 x 0 670 01/02/31/02/32 0 671 33/34 0 671 16	Compact prewired quadruple 2P+E socket 0 671 28 0 671 44/64	For all Céliane mechanisms (except mechanisms opposite)	
		1-module plate	4/5-module plate	6/8-module plate	2 x 2-gang plate	2 x 3-gang plate
LACQUERED						
White		0 686 30 ⁽²⁾ + 0 802 50	0 666 35 + 0 802 52	0 666 36 + 0 802 53	0 686 08 ⁽²⁾ + 0 802 64	0 686 09 ⁽²⁾ + 0 802 66
POWDER						
Chalk		-	0 667 05 + 0 802 52	0 667 06 + 0 802 53	-	-
Clay		-	0 667 15 + 0 802 52	0 667 16 + 0 802 53	-	-
Sandstone		-	0 667 25 + 0 802 52	0 667 26 + 0 802 53	-	-
Shale		-	0 667 35 + 0 802 52	0 667 36 + 0 802 53	-	-
Basalt		-	0 667 45 + 0 802 52	0 667 46 + 0 802 53	-	-
METAL						
Titanium		0 689 00 ⁽³⁾ + 0 802 50	0 689 05 + 0 802 52	0 689 06 + 0 802 53	0 689 68 + 0 802 64	0 689 69 + 0 802 66
Aluminium		-	0 689 25 + 0 802 52	0 689 26 + 0 802 53	0 689 63 + 0 802 64	0 689 20 + 0 802 66
Tungsten		-	0 689 75 + 0 802 52	0 689 76 + 0 802 53	0 689 64 + 0 802 64	0 689 70 + 0 802 66
Carbon		-	0 689 85 ⁽¹⁾ + 0 802 52	0 689 86 ⁽¹⁾ + 0 802 53	0 689 50 ⁽¹⁾ + 0 802 64	0 689 90 ⁽¹⁾ + 0 802 66
Copper		-	0 690 75 ⁽¹⁾ + 0 802 52	0 690 76 ⁽¹⁾ + 0 802 53	0 690 78 ⁽¹⁾ + 0 802 64	0 690 79 ⁽¹⁾ + 0 802 66
Alu Snake		-	0 687 25 ⁽¹⁾ + 0 802 52	0 687 26 ⁽¹⁾ + 0 802 53	-	-

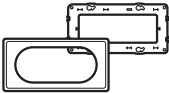
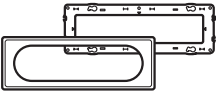
















1: Available from Legrand stock within 10 working days of order from distributor

2: Neutral White faceplate

3: Painted plate

Céliane™

special plates and universal supports (continued)






























Céliane mechanisms:	0 673 54/55 0 670 86 0 674 02 0 671 59 5 x 0 670 01/31/02/32 0 671 33/34 0 671 16	Compact prewired quadruple 2P+E socket 0 671 28 0 671 44/64
	 4/5-module plate	 6/8-module plate
MATERIALS*		
Brushed Stainless Steel 	0 691 05 + 0 802 52	0 691 06 + 0 802 53
Nickel Velvet 	0 691 15 + 0 802 52	-
Black Nickel 	0 690 35 ⁽¹⁾ + 0 802 52	0 690 36 ⁽¹⁾ + 0 802 53
Gilded Bronze 	0 691 35 ⁽¹⁾ + 0 802 52	-
Bleached Oak 	0 690 55 ⁽¹⁾ + 0 802 52	-
Stained Wenge⁽³⁾ 	0 692 05 ⁽¹⁾ + 0 802 52	-
Maple 	0 692 15 ⁽¹⁾ + 0 802 52	-
Mahogany 	0 692 25 ⁽¹⁾ + 0 802 52	-
Grooved Corian^{® (3)} 	0 690 15 ⁽¹⁾ + 0 802 52	-
Gouged Corian^{® (2)} 	0 690 25 ⁽¹⁾ + 0 802 52	-
Dream (porcelain) 	0 693 55 ⁽¹⁾ + 0 802 52	-
Slate 	0 693 75 ⁽¹⁾ + 0 802 52	-
Kaolin Glass 	0 693 15 ⁽¹⁾ + 0 802 52	-
Piano Glass 	0 693 05 ⁽¹⁾ + 0 802 52	-
Mirror Glass 	0 691 25 ⁽¹⁾ + 0 802 52	-
Textured Brown Leather 	0 694 05 ⁽¹⁾ + 0 802 52	-

1: Available from Legrand stock within 10 working days of order from distributor

2: Registered trademark of DuPont de Nemours

3: Wenge stained ash





























* Faceplates in Wood, Leather, Waxed Concrete, Porcelain and Slate are unique pieces made of natural materials whose appearance and colour may vary from one example to another

























MOUNTING PRINCIPLE										
	=		+		+		+		+	
		Flush-mounting box (see p. 28/29)		Universal support (see p. 47)		Mechanism		Rocker plate or cover plate		Plate (see p. 10-11)
		MECHANISMS		ROCKER PLATES OR COVER PLATES						
										
				White	Titanium	Graphite				
SWITCHES AND TWO-WAY SWITCHES (p. 30)										
10 AX switch	0 670 02	narrow rocker plate	0 650 01	0 651 01	0 652 01					
		wide rocker plate	0 680 01	0 683 01	0 679 01					
10 AX switch with illuminated ring	0 670 02 + 0 676 70	narrow rocker plate	0 650 01	0 651 01	0 652 01					
		wide rocker plate	0 680 01	0 683 01	0 679 01					
10 AX switch or two-way switch	0 670 01	narrow rocker plate	0 650 01	0 651 01	0 652 01					
		wide rocker plate	0 680 01	0 683 01	0 679 01					
10 AX switch or two-way switch (indicator light Cat.Nos 0 676 85/88 for indicator function or Cat.Nos 0 676 86/87 for illuminated function p. 46)	0 670 01	wide rocker plate	0 680 03	0 683 03	0 679 03					
10 AX switch or two-way switch with illuminated ring	0 670 01 + 0 676 70	narrow rocker plate	0 650 03	0 651 03	0 652 03					
		wide rocker plate	0 650 04	0 651 04	0 652 04					
Surface switch or two-way switch with neutral - 1000 W	-	touch	0 670 17 mechanism supplied with cover plate	0 670 18 mechanism supplied with cover plate	0 670 19 mechanism supplied with cover plate					
Touch-sensitive switch or two-way switch with neutral - 1000 W	0 670 49	touch-sensitive	0 680 49	0 683 49	0 679 49					
10 AX switch or two-way switch with label-holder	0 670 01	wide rocker plate	0 680 14	0 683 14	0 679 34					
4 A two-way indicator switch without neutral Built-in indicator	0 670 07	wide rocker plate	0 680 03	0 683 03	0 679 03					
10 A intermediate switch	0 670 05	wide rocker plate	0 680 01	0 683 01	0 679 01					
10 A intermediate switch with indicator Use indicator light Cat.Nos 6 650 90/91 (p. 46)	0 670 05	wide rocker plate	0 680 03	0 683 03	0 679 03					
10 AX pull-cord switch or two-way switch	0 670 08	wide rocker plate	0 680 08	0 683 08	0 679 08 ⁽¹⁾					
16 AX double-pole switch	0 670 20	wide rocker plate	0 680 21	0 683 21	0 679 21					
16 AX double-pole switch with indicator Use indicator light Cat.Nos 6 650 90/91 (p. 46)	0 670 20	wide rocker plate	0 680 23	0 683 23	0 679 23					
10 AX double switch	2 x 0 670 02	narrow rocker plate	0 650 02	0 651 02	0 652 02					
		wide rocker plate	0 680 02	0 683 02	0 679 02					

1: Available from Legrand stock within 10 working days of order from distributor
2: No Cat.No, mechanism supplied with cover plate

Céliane™

mechanisms and cover plates (continued)
















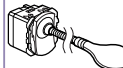








MOUNTING PRINCIPLE						
	=		+		+	
		Flush-mounting box (see p. 28-29)		Universal support (see p. 47)		Mechanism
					+	
						Rocker plate or cover plate
					+	
						Plate (see p. 10-11)
MECHANISMS		ROCKER PLATES OR COVER PLATES				
						
		White	Titanium	Graphite		
SWITCHES AND TWO-WAY SWITCHES (CONTINUED) (p. 30)						
10 AX double switch with indicator (Indicator light Cat.Nos 0 676 85/88 for indicator function or Cat.Nos 0 676 86/87 for illuminated function p. 46)	2 x 0 670 02	wide rocker plate	0 680 04	0 683 04	0 679 04	
10 AX double switch or two-way switch	2 x 0 670 01	narrow rocker plate	0 650 02	0 651 02	0 652 02	
		wide rocker plate	0 680 02	0 683 02	0 679 02	
10 AX double switch or two-way switch (indicator light Cat.Nos 0 676 85/88 for indicator function or Cat.Nos 0 676 86/87 for illuminated function p. 46)	2 x 0 670 01	wide rocker plate	0 680 04	0 683 04	0 679 04	
10 AX switch or two-way switch + 6 A NO+NC push-button	0 670 01 + 0 670 31	narrow rocker plate	0 650 02	0 651 02	0 652 02	
		wide rocker plate	0 680 02	0 683 02	0 679 02	
10 AX switch with 5 compact controls	5 x 0 670 02	wide rocker plate	0 680 11	0 683 11	0 679 05	
10 AX switch with indicator with 5 compact controls (indicator light Cat.Nos 0 676 85/88 for indicator function or Cat.Nos 0 676 86/87 for illuminated function p. 46)	5 x 0 670 02	wide rocker plate	0 680 20	0 683 20	0 683 20	
10 AX switch or two-way switch with 5 compact controls	5 x 0 670 01	wide rocker plate	0 680 11	0 683 11	0 679 05	
10 AX switch or two-way switch with indicator and 5 compact controls (Indicator light Cat.Nos 0 676 85/88 for indicator function or Cat.Nos 0 676 86/87 for illuminated function (p. 46)	5 x 0 670 01	wide rocker plate	0 680 20	0 683 20	0 679 06	
PUSH-BUTTONS (p. 30)						
6 A NO-NC push-button	0 670 31	narrow rocker plate	0 650 01	0 651 01	0 652 01	
		wide rocker plate	0 680 01	0 683 01	0 679 01	
6 A NO-NC illuminated push-button Use indicator light Cat.Nos 0 676 86/87 (p. 46)	0 670 31	wide rocker plate	0 680 03	0 683 03	0 679 03	
6 A NO-NC push-button with label-holder	0 670 31	wide rocker plate	0 680 14	0 683 14	0 679 34	
10 AX NO+NC push-button with illuminated ring	0 670 31 + 0 676 70	narrow rocker plate	0 650 03	0 651 03	0 652 03	
		wide rocker plate	0 650 04	0 651 04	0 652 04	
6 A NO push-button	0 670 32	narrow rocker plate	0 650 01	0 651 01	0 652 01	
		wide rocker plate	0 680 01	0 683 01	0 679 01	
6 A illuminated NO push-button Use indicator light Cat.Nos 0 676 86/87 (p. 46)	0 670 32	wide rocker plate	0 680 03	0 683 03	0 679 03	

MOUNTING PRINCIPLE						
	=		+		+	
		Flush-mounting box (see p. 28/29)		Universal support (see p. 47)		Mechanism
					+	
						Rocker plate or cover plate
					+	
						Plate (see p. 10-11)
		MECHANISMS		ROCKER PLATES OR COVER PLATES		
				White	Titanium	Graphite
PUSH-BUTTONS (CONTINUED) (p. 30)						
6 A NO push-button with label-holder	0 670 32	wide rocker plate	0 680 14	0 683 14	0 679 34	
NO push-button with volt-free terminals for indicator light Cat.Nos 0 676 88 (p. 46)	0 670 34	wide rocker plate	0 680 03	0 683 03	0 679 03	
10 AX pull-cord push-button	0 670 38	wide rocker plate	0 680 08	0 683 08	0 679 08 ⁽¹⁾	
2000 W silent remote control switch	0 670 61	wide rocker plate	0 680 03	0 683 03	0 679 03	
6 A NO+NC double push-button	2 x 0 670 31	narrow rocker plate	0 650 02	0 651 02	0 652 02	
		wide rocker plate	0 680 02	0 683 02	0 679 02	
6 A illuminated NO+NC double push-button Use indicator light Cat.Nos 0 676 86/87 (p. 46)	2 x 0 670 31	wide rocker plate	0 680 04	0 683 04	0 679 04	
6 A NO+NC push-button + 10 AX switch or two-way switch	0 670 31 + 0 670 01	narrow rocker plate	0 650 02	0 651 02	0 652 02	
		wide rocker plate	0 680 02	0 683 02	0 679 02	
6 A NO double push-button	2 x 0 670 32	narrow rocker plate	0 650 02	0 651 02	0 652 02	
		wide rocker plate	0 680 02	0 683 02	0 679 02	
6 A illuminated NO double push-button Use indicator light Cat.Nos 0 676 86/87 (p. 46)	2 x 0 670 32	wide rocker plate	0 680 04	0 683 04	0 679 04	
6 A NO push-button + 10 AX switch	0 670 32 + 0 670 02	narrow rocker plate	0 650 02	0 651 02	0 652 02	
		wide rocker plate	0 680 02	0 683 02	0 679 02	
6 A NO+NC push-button with 5 compact controls	5 x 0 670 31	wide rocker plate	0 680 11	0 683 11	0 679 05	
6 A NO+NC push-button with 5 illuminated compact controls Use indicator light Cat.Nos 0 676 86/87 (p. 46)	5 x 0 670 31	wide rocker plate	0 680 20	0 683 20	0 679 06	
NO push-button with 5 compact controls	5 x 0 670 32	wide rocker plate	0 680 11	0 683 11	0 679 05	
Illuminated NO push-button with 5 compact controls	5 x 0 670 32	wide rocker plate	0 680 20	0 683 20	0 679 06	






















1: Available from Legrand stock within 10 working days of order from distributor

Céliane™

mechanisms and cover plates (continued)

MOUNTING PRINCIPLE						
	=		+		+	
		Flush-mounting box (see p. 28-29)		Universal support (see p. 47)		Mechanism
					+	
						Rocker plate or cover plate
					+	
						Plate (see p. 10-11)
MECHANISMS		ROCKER PLATES OR COVER PLATES				
						
		White	Titanium	Graphite		
LIGHTING MANAGEMENT SENSORS (p. 31)						
2-wire lighting management sensor, without neutral, with override	0 670 26	-	0 680 26	0 683 26	0 679 26	
2-wire lighting management sensor, without neutral, without override	0 670 26	-	0 682 99	0 685 99	0 679 99	
3-wire basic lighting management sensor, with neutral, without override	0 670 25	-				
3-wire lighting management sensor for 2000 W power, with neutral, without override	0 670 99	-				
2-wire lighting management sensor for time-lag switch, without neutral	0 670 27	-				
LIGHTING MANAGEMENT SENSORS (p. 32)						
2-wire lighting management sensor, without neutral	0 670 83	-	0 650 83	0 651 83	0 652 83	
2-wire basic lighting management sensor, without neutral	0 670 82					
Dimmer for 1-10 V ballasts with neutral	0 670 80					
Surface dimmer with neutral - 300 W	-	-	0 670 46 mechanism supplied with cover plate	0 670 47 mechanism supplied with cover plate	0 670 48 mechanism supplied with cover plate	
3-wire dimmer with neutral - 1000 W	0 670 86	-	0 680 33	0 683 33	0 679 33 ⁽¹⁾	
Control for remote control dimmer	0 670 89	-	0 680 75	0 683 75	0 679 75 ⁽¹⁾	
READING LIGHT AND DIRECTIONAL SPOTLIGHTS (p. 32)						
Reading light	-	-	0 676 56	0 676 57	-	
Directional spotlight	0 676 55	-	Supplied with matt chrome cover plate			
3 W spotlight	0 676 52	-	Supplied with opalescent cover plate (white)			
Spotlight for staircase	0 676 54	-	0 680 54	0 683 54	0 679 54	
LOW-LEVEL LIGHTING (p. 33)						
LED indicator	0 676 51	-	Supplied with cover plate			
Self-contained plug-in light	0 670 68	-	0 680 68	0 683 68	0 679 68	
Low-level lighting sensor	0 670 93	-	0 680 51	0 683 51	0 679 86	
OTHER LIGHTING CONTROLS (p. 30)						
2-wire time-lag switch, without neutral 1000 W	0 670 51	-	0 680 37	0 683 37	0 679 36 ⁽¹⁾	
Programmable time switch	0 670 53	-	0 680 38	0 683 38	0 679 28	


















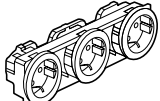
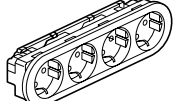







1: Available from Legrand stock within 10 working days of order from distributor













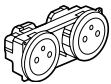
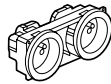
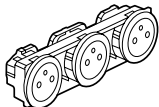
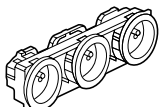
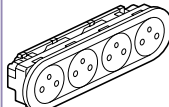
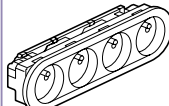





MOUNTING PRINCIPLE										
	=		+		+		+		+	
		Flush-mounting box (see p. 28/29)		Universal support (see p. 47)		Mechanism		Rocker plate or cover plate		Plate (see p. 10-11)
MECHANISMS			+	ROCKER PLATES OR COVER PLATES						
										
				White	Titanium	Graphite				
CONTROLS FOR ROLLER SHUTTERS/AWNINGS/SKYLIGHTS (p. 34)										
Switch for direct control	0 676 01	-								
Push-button for control via an electronic control unit	0 676 02	-	0 681 51	0 684 51	0 679 55					
Push-button for direct control	0 676 03									
Switch with 24-hour programming	0 676 21	-	0 681 59	0 684 59	0 679 59					
Relay for grouped shutter controls For use in conjunction with Cat.No 0 676 21	0 676 22	-	without cover plate							
Somfy radio/RTS individual switch Supplied with support	0 672 69	-	0 681 79	0 684 79	0 679 79					
VENTILATION (p. 35)										
Ventilation switch	0 670 01	-	0 680 61	0 683 61	0 679 61					
Ventilation push-button	0 670 31	-								
Lighting + delayed ventilation switch	0 674 23	-	0 680 37	0 683 37	0 679 36 ⁽¹⁾					
Ventilation switch - 4 speeds	0 674 24	-	0 680 64	0 683 64	-					
Dimmer switch for fan	0 670 88	-	0 680 88	0 683 88	0 679 07					
KEY MECHANISMS (p. 35)										
2-position key-operated switch To be fitted with cylinder Cat.No 0 697 95 (p. 35)	0 670 09	-	0 680 09	0 683 09	0 679 69					
Keyswitch for emergency lighting unit	0 675 31	-	0 681 99	0 684 99	0 679 29 ⁽¹⁾					
3-position key-operated push-button To be fitted with cylinder Cat.No 0 697 95 (p. 35)	0 670 39	-	0 681 57	0 684 57	0 679 57 ⁽¹⁾					

1: Available from Legrand stock within 10 working days of order from distributor

Céliane™










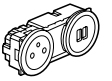



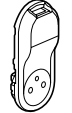
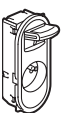







mechanisms and cover plates (continued)

MOUNTING PRINCIPLE						
	=		+		+	
		Flush-mounting box (see p. 28-29)		Universal support (see p. 47)		Mechanism
					+	
						Rocker plate or cover plate
					+	
						Plate (see p. 10-11)
MECHANISMS		ROCKER PLATES OR COVER PLATES				
						
						
			White	Titanium	Graphite	
POWER SOCKETS (p. 38-39)						
German standard						
Flush 2P+E socket with auto terminals	-	flush	0 671 66 mechanism supplied with cover plate	0 671 67 mechanism supplied with cover plate	0 671 68 mechanism supplied with cover plate	
2P+E socket, auto terminals	0 671 53	recess	0 681 31	0 684 31	0 679 31	
2P+E socket, screw terminals	0 671 61					
2P+E socket + USB Type-C charger Mechanism supplied with support and cover plate	-	recess	0 681 19 mechanism supplied with cover plate	0 684 19 mechanism supplied with cover plate	0 679 13 mechanism supplied with cover plate	
2P+E tamperproof socket with auto terminals	-	recess	0 671 45 mechanism supplied with red cover plate			
2 x 2P+E prewired double socket	-	recess	0 671 42 mechanism supplied with cover plate	0 671 62 mechanism supplied with cover plate	-	
3 x 2P+E prewired triple socket	-	recess	0 671 43 mechanism supplied with cover plate	0 671 63 mechanism supplied with cover plate	-	
4 x 2P+E compact prewired quadruple socket	-	recess	0 671 44 mechanism supplied with cover plate	0 671 64 mechanism supplied with cover plate	-	
French/Belgian standard						
2P+E socket with auto terminal	0 671 21	flush	0 681 11	0 684 11	0 679 11	
			0 680 40 (red for identification)			
		recess	0 681 12	0 684 12	0 679 12	
		with cover	0 681 21	0 684 21	-	
Flush socket + Type-C charger - 1.5 A Mechanism supplied with support and cover plate	-	flush	0 681 27 mechanism supplied with cover plate	0 684 27 mechanism supplied with cover plate	0 679 27 mechanism supplied with cover plate	
2P+E socket with indicator and auto terminal Identifiable for switched socket Use indicator Cat.No. 0 676 64 (p. 46)	0 671 21	flush	0 681 15	0 684 15	0 679 15	
		recess	0 681 13	0 684 13	-	
2P+E tamperproof socket with auto terminals	-	recess	0 671 14 mechanism supplied with red cover plate			


















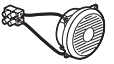

MOUNTING PRINCIPLE						
	=		+		+	
		Flush-mounting box (see p. 28/29)		Universal support (see p. 47)		Mechanism
					+	
						Rocker plate or cover plate
					+	
						Plate (see p. 10-11)
MECHANISMS		ROCKER PLATES OR COVER PLATES				
						
						
				White	Titanium	Graphite
POWER SOCKETS (CONTINUED) (p. 38-39)						
French/Belgian standard (continued)						
2 x 2P+E prewired double socket	0 671 24	flush	2 x 0 681 11	2 x 0 684 11	2 x 0 679 11	
		recess	2 x 0 681 12	2 x 0 684 12	2 x 0 679 12	
3 x 2P+E prewired triple socket	0 671 26	flush	3 x 0 681 11	3 x 0 684 11	3 x 0 679 11	
		recess	3 x 0 681 12	3 x 0 684 12	3 x 0 679 12	
4 x 2P+E compact prewired quadruple socket	0 671 28	flush	0 681 14	0 684 14	0 679 14	
		recess	0 681 25	0 684 25	0 679 25	
Flush socket + Type-C charger - 1.5 A Mechanism supplied with support and cover plate	-	flush	0 681 27 mechanism supplied with cover plate	0 684 27 mechanism supplied with cover plate	0 679 27 mechanism supplied with cover plate	
Charger for 2 USBs Type-C - 3 A	0 674 66	Type-C	0 682 56	0 685 56	0 679 56	
Charger for 2 USBs Type-A + Type-C - 3 A	0 674 65	Type-A + C	0 682 56	0 685 56	0 679 56	
Charger for 2 USBs Type-A - 2.4 A	0 674 62	Type-A	0 682 56	0 685 56	0 679 56	
		induction	0 681 18 (metallic front face)			

Céliane™

mechanisms and cover plates (continued)

MOUNTING PRINCIPLE						
	=		+		+	
		Flush-mounting box (see p. 28-29)		Universal support (see p. 47)		Mechanism
					+	
						Rocker plate or cover plate
					+	
						Plate (see p. 10-11)
MECHANISMS		ROCKER PLATES OR COVER PLATES				
						
		White	Titanium	Graphite		
POWER SOCKETS (CONTINUED) (p. 38-39)						
French/Belgian standard (continued)						
2P+E socket + charger for 2 Type-A USBs 3 A prewired	0 671 06	flush + dual USB Type-A	0 681 11 + 0 682 56	0 684 11 + 0 685 56	0 679 11 + 0 679 56	
		flush + induction	0 681 11 + 0 681 18 ⁽²⁾	0 684 11 + 0 681 18 ⁽²⁾	0 679 11 + 0 681 18 ⁽²⁾	
French/Belgian special refurbishment standard						
2P+E socket, screw terminals Compatible with boxes depth 30 mm	0 671 13	recess	0 681 12	0 684 12	0 679 12	
2P socket	0 671 10	recess	0 681 12	0 684 12	0 679 12	
2P+E socket + single universal charger USB Type-A, 1 A, semi-flush mounting For mounting on a 1-gang flush-mounting box	0 671 16	flush	0 681 16	0 684 16	0 679 16	
French/Belgian special easy access standard						
Easy-insert 2P+E socket	-	-	0 671 33 mechanism supplied with cover plate	0 671 33 mechanism supplied with cover plate	-	
International standards						
BS standard 2P+E socket	0 671 55	-	0 681 33	0 684 33	0 679 32	
US standard socket	0 671 57	-	0 681 37	0 684 37	0 679 67 ⁽¹⁾	
Euro/US standard 2P socket	0 671 51	-	0 681 32	0 684 32	-	
SPD						
Surge protective device	0 671 93	-	0 681 47	0 684 47 ⁽¹⁾	0 679 47 ⁽¹⁾	
CABLE OUTLETS/LOCKING CAP (p. 39)						
Cable outlet	0 671 81	-	0 681 41	0 684 41	0 679 41	
Cable outlet equipped with connection terminals	0 671 83	-	0 681 41	0 684 41	0 679 41	
Locking cap	-	-	0 681 43	0 684 43	0 679 43	


















1: Available from Legrand stock within 10 working days of order from distributor
2: Metallic front face

MOUNTING PRINCIPLE										
	=		+		+		+		+	
		Flush-mounting box (see p. 28/29)		Universal support (see p. 47)		Mechanism		Rocker plate or cover plate		Plate (see p. 10-11)
MECHANISMS			+	ROCKER PLATES OR COVER PLATES						
										
				White	Titanium	Graphite				
CENTRALISED VACUUM CLEANING SYSTEM (p. 35)										
Contactless central vacuum socket	-	-	0 674 30 mech supplied with cover plate/support	0 674 31 mech supplied with cover plate/support	-					
Central vacuum socket with electrical contact	-	-	0 674 32 mech supplied with cover plate/support	0 674 33 mech supplied with cover plate/support	-					
HEATING (p. 36)										
Room thermostat	0 674 00	-	0 682 40	0 685 40	0 679 80					
Programmable room thermostat	0 674 02	-	0 682 42	0 685 42	0 679 92					
Underfloor heating	0 674 05	-	0 682 49	0 685 49	-					
Probe for modular thermostat Cat.No 0 038 40	0 674 08	-	0 682 43	0 685 43	0 679 42 ⁽¹⁾					
2-command programmable time switch	0 670 53	-	0 680 38	0 683 38	0 679 28					
SOUND DISTRIBUTION (p. 37)										
Bluetooth module with built-in 230 V power supply JANUARY 2020	0 673 06	-	0 682 22	0 685 22	0 678 32					
Ø2" Céliane flush-mounted loudspeaker	0 673 28	-	0 682 28	0 685 28	0 678 78					
CHIMES (p. 35)										
230 V chime with illuminated indicators	0 675 41	-	0 682 01	0 685 01	0 679 87					
8-12 V chime with illuminated indicators	0 675 42									


1: Available from Legrand stock within 10 working days of order from distributor

Céliane™

mechanisms and cover plates (continued)

MOUNTING PRINCIPLE						
	=		+		+	
		Flush-mounting box (see p. 28-29)		Universal support (see p. 47)		Mechanism
					+	
						Rocker plate or cover plate
					+	
						Plate (see p. 10-11)
MECHANISMS		ROCKER PLATES OR COVER PLATES				
						
						
				White	Titanium	Graphite
TELEPHONE SOCKETS (p. 42)						
Cat. 6 FTP RJ 45 telephone sockets	0 673 45	-	0 682 37	0 685 37	0 679 37	
8-pin telephone socket	0 673 38	-	0 682 38	0 685 38	0 679 38	
RJ 11 telephone socket	0 673 40	-	0 682 37	0 685 37	0 679 37	
RJ 12 telephone socket	0 673 41					
RJ 45 telephone socket + single TV socket	0 673 45 + 0 673 82	-	0 682 39	0 685 39	0 679 39	
TELEVISION SOCKETS (p. 42)						
TV-R-SAT DAB+ socket	0 673 88	-	0 682 85	0 685 85	0 679 85	
Passthrough TV/R/SAT socket - 14 dB	0 673 78					
Terminal TV-R-SAT socket - 10 dB	0 673 79					
2-cable TV-R-SAT-SAT socket	0 673 93	-	0 682 30	0 685 30	0 679 70	
TV-SAT socket	0 673 92	-	0 682 97	0 685 97	0 679 97	
Single male TV socket	0 673 82	-	0 682 82	0 685 82	0 679 82	
Passthrough single male TV socket - 14 dB	0 673 86					
Terminal single male TV socket - 10 dB	0 673 87					
Type "F" screw-in TV socket	0 673 80					
Single TV socket + RJ 45 telephone socket	0 673 82 + 0 673 45	-	0 682 39	0 685 39	0 679 39	
DATA SOCKETS (p. 42)						
RJ 45 socket - UTP Cat. 6	0 673 44	-	0 682 51	0 685 51	0 679 51	
RJ 45 socket - FTP Cat. 6	0 673 45					
RJ 45 socket - STP with shielding Cat. 6	0 673 96					
RJ 45 socket - STP with shielding Cat. 6 _A	0 673 46					

1: Available from Legrand stock within 10 working days of order from distributor



	MECHANISMS	+		ROCKER PLATES OR COVER PLATES		
			White	Titanium	Graphite	

DATA SOCKETS (CONTINUED) (p. 42)

RJ 45 double socket - UTP Cat. 6	2 x 0 673 44					
RJ 45 double socket - FTP Cat. 6	2 x 0 673 45					
RJ 45 double socket - STP with shielding Cat. 6	2 x 0 673 96	-	0 682 52	0 685 52	0 679 52	
RJ 45 double socket - STP with shielding Cat. 6_A	2 x 0 673 46					
RJ 45 cable reel socket - UTP Cat. 6	0 673 54					
RJ 45 cable reel socket - FTP Cat. 6	0 673 55	-	0 682 55	0 685 55	0 679 58 ⁽¹⁾	
Preterminated USB DATA socket	0 673 72	-	0 682 53	0 685 53	0 679 50	
SC/APC optical socket	0 673 95	-	0 682 95	0 685 95	0 679 95 ⁽¹⁾	

LOUDSPEAKER SOCKETS (p. 44)

Single loudspeaker socket	0 673 11	-	0 682 11	0 685 11	0 678 13	
Double loudspeaker socket	2 x 0 673 11	-	0 682 12	0 685 12	0 678 14	
Single gold banana socket	0 673 12	-	0 682 31	0 685 31	0 678 72 ⁽¹⁾	
Double gold banana socket	2 x 0 673 12	-	0 682 32	0 685 32	0 678 74 ⁽¹⁾	

AUDIO AND VIDEO SOCKETS (p. 44)

Preterminated HDMI 1.4 Type-A audio/video socket	0 673 77	-	0 682 16	0 685 16	0 678 16	
Female XLR socket	0 673 35	-	0 682 35	0 685 35	0 679 30 ⁽¹⁾	
Female RCA triple socket	0 673 13	-	0 682 13	0 685 13	0 678 63 ⁽¹⁾	
2-gang female RCA triple socket	2 x 0 673 13	-	0 682 14	0 685 14 ⁽¹⁾	0 678 64 ⁽¹⁾	
HD15 video socket	0 673 16	-	0 682 15	0 685 15	0 679 19	

1: Available from Legrand stock within 10 working days of order from distributor

Céliane™

mechanisms and cover plates (continued)

MOUNTING PRINCIPLE						
	=		+		+	
		Flush-mounting box (see p. 28-29)		Universal support (see p. 47)		Mechanism
					+	
						Rocker plate or cover plate
					+	
						Plate (see p. 10-11)
MECHANISMS		ROCKER PLATES OR COVER PLATES				
						
			White	Titanium	Graphite	
AUDIO AND VIDEO SOCKETS (CONTINUED) (p. 44)						
3.5 mm audio Jack plugs	0 673 18	-	0 682 17	0 683 17	0 678 17	
HD15 socket + 3.5 mm Jack	0 673 19	-	0 682 19	0 685 19	0 678 19	
HD 15 socket + preterminated 3.5 mm Jack	0 673 76	-				
Line terminator 100 V - 25 W	0 673 07	-	0 682 08	0 685 08	0 678 08 ⁽¹⁾	
EQUIPMENT FOR HOTELS (p. 48)						
10AX switch or two-way switch - for master switch	0 670 01	-	0 681 90	0 684 90	0 679 62	
6 A NO+NC push-button - for master switch	0 670 31	-				
10AX switch or two-way switch - for controlling foyer-desk lamps	2 x 0 670 01	-	0 681 92	0 684 92 ⁽¹⁾	0 679 63 ⁽¹⁾	
6 A NO+NC push-button - for controlling foyer-desk lamps	2 x 0 670 31	-				
10AX switch or two-way switch - for controlling bedside lamps	2 x 0 670 01	-	0 681 91	0 684 91 ⁽¹⁾	0 679 64 ⁽¹⁾	
6 A NO+NC push-button - for controlling bedside lamps	2 x 0 670 31	-				
10 AX illuminated switch or two-way switch with "Do not disturb" symbol	0 670 01	-	0 681 60	0 684 60 ⁽¹⁾	0 679 60 ⁽¹⁾	
Call push-button with status indicator LED and illuminated ring	0 675 60	-	-	Supplied with titanium cover plate	-	
Keycard switch	0 675 63	-	0 682 09	0 685 09	0 679 09	
RFID keycard switch	0 675 64	-				
Switch for roller shutter control	0 676 01	-	0 681 53	0 684 53	0 679 53	
Push-button for roller shutter control	0 676 02	-				
Switch for awning control	0 676 01	-	0 681 54	0 684 54	0 679 65	
Push-button for awning control	0 676 02	-				
Shaver socket Supplied with support	0 671 59	-	0 681 35	0 684 35	0 679 35	
Media Hub	-	-	0 673 71 Supplied with cover plate and support	0 673 74 Supplied with cover plate and support	0 673 75 Supplied with cover plate and support	































1: Available from Legrand stock within 10 working days of order from distributor

MOUNTING PRINCIPLE										
	=	Flush-mounting box (see p. 28-29)	+	Universal support (see p. 47)	+	Mechanism	+	Rocker plate or cover plate	+	Plate (see p. 10-11)
	MECHANISMS					ROCKER PLATES OR COVER PLATES				
						Antimicrobial¹				
SWITCHES AND TWO-WAY SWITCHES (p. 30)										
10 AX switch		0 670 02				0 677 40				
10 AX switch with indicator (indicator light Cat.Nos 0 676 85/88 for indicator function or Cat.Nos 0 676 86/87 for illuminated function p. 46)		0 670 02				0 677 42				
10 AX double switch		2 x 0 670 02				0 677 41				
10 AX double switch with indicator (indicator light Cat.Nos 0 676 85/88 for indicator function or Cat.Nos 0 676 86/87 for illuminated function p. 46)		2 x 0 670 02				0 677 43				
10 AX switch or two-way switch		0 670 01				0 677 40				
10 AX switch or two-way switch (indicator light Cat.Nos 0 676 85/88 for indicator function or Cat.Nos 0 676 86/87 for illuminated function p. 46)		0 670 01				0 677 42				
10 AX double switch or two-way switch		2 x 0 670 01				0 677 41				
10 AX double switch or two-way switch with indicator (indicator light Cat.Nos 0 676 85/88 for indicator function or Cat.Nos 0 676 86/87 for illuminated function p. 46)		2 x 0 670 01				0 677 43				
PUSH-BUTTONS (p. 30)										
6 A NO push-button		0 670 32				0 677 40				
6 A illuminated NO push-button Use indicator light Cat.Nos 0 676 86/87 (p. 46)		0 670 32				0 677 42				
6 A NO double push-button		2 x 0 670 32				0 677 41				
6 A illuminated NO double push-button Use indicator light Cat.Nos 0 676 86/87 (p. 46)		2 x 0 670 32				0 677 43				
6 A NO-NC push-button		0 670 31				0 677 40				
6 A illuminated NO+NC push-button Use indicator light Cat.Nos 0 676 86/87 (p. 46)		0 670 31				0 677 42				
6 A NO+NC double push-button		2 x 0 670 31				0 677 41				
6 A illuminated NO+NC double push-button Use indicator light Cat.Nos 0 676 86/87 (p. 46)		2 x 0 670 31				0 677 43				
CONTROLS FOR ROLLER SHUTTERS/AWNINGS/SKYLIGHTS (p. 34)										
Switch for direct control		0 676 01				0 677 49				
Push-button for control via an electronic control unit		0 676 02								
Push-button for direct control		0 676 03								
POWER SOCKETS (p. 38-39)										
Recessed 2P+E socket with auto terminal, French/Belgian standard		0 671 21				0 677 44				
TELEPHONE/DATA/TELEVISION SOCKETS (p. 42)										
RJ 11 telephone socket		0 673 40				0 677 46				
RJ 12 telephone socket		0 673 41								
Cat. 6 FTP RJ 45 telephone and data socket		0 673 45								
Single male TV socket		0 673 82				0 677 47				
Type "F" screw-in TV socket		0 673 80								

¹: Contains a silver compound which prevents the growth of surface bacteria









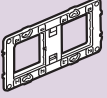
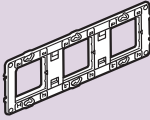



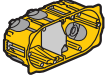

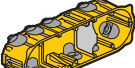





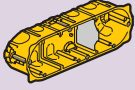



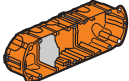





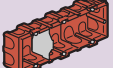


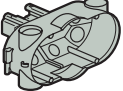
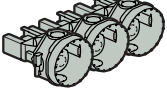
Céliane™

IP 44 mechanisms and cover plates for humid areas





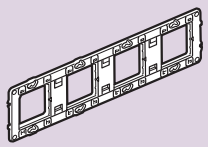
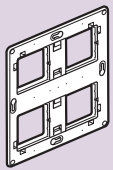
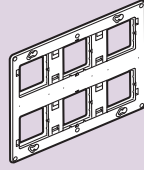
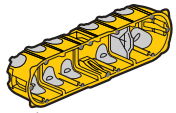

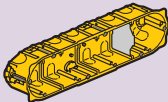
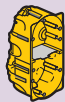
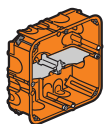
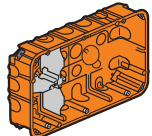
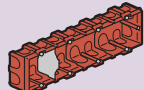

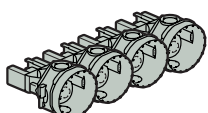
MOUNTING PRINCIPLE			
	=	 Flush-mounting box (see p. 28-29)	+
		 Universal support (see p. 47)	+
		 Mechanism	+
		 Rocker plate or cover plate	+
		 Plate (see p. 10-11)	
MECHANISMS		ROCKER PLATES OR COVER PLATES	
		 IP 44 for humid areas	
SWITCHES AND TWO-WAY SWITCHES (p. 30)			
10 AX switch	0 670 02	0 678 01	
10 AX switch with indicator (indicator light Cat.Nos 0 676 85/88 for indicator function or Cat.Nos 0 676 86/87 for illuminated function p. 46)	0 670 02	0 678 03	
10 AX switch with label-holder	0 670 02	0 678 05	
10 AX switch or two-way switch	0 670 01	0 678 01	
10 AX switch or two-way switch (indicator light Cat.Nos 0 676 85/88 for indicator function or Cat.Nos 0 676 86/87 for illuminated function p. 46)	0 670 01	0 678 03	
10 AX switch or two-way switch with label-holder	0 670 01	0 678 05	
10 AX double switch	2 x 0 670 02	0 678 02	
10 AX double switch with indicator (Indicator light Cat.Nos 0 676 85/88 for indicator function or Cat.Nos 0 676 86/87 for illuminated function p. 46)	2 x 0 670 02	0 678 04	
10 AX double switch or two-way switch	2 x 0 670 01	0 678 02	
10 AX double switch or two-way switch with indicator (indicator light Cat.Nos 0 676 85/88 for indicator function or Cat.Nos 0 676 86/87 for illuminated function p. 46)	2 x 0 670 01	0 678 04	
PUSH-BUTTONS (p. 30)			
6 A NO push-button	0 670 32	0 678 01	
6 A illuminated NO push-button	0 670 32	0 678 03	
6 A NO push-button with label-holder	0 670 32	0 678 05	
6 A NO-NC push-button	0 670 31	0 678 01	
6 A illuminated NO+NC push-button Use indicator light Cat.Nos 0 676 86/87 (p. 46)	0 670 31	0 678 03	
6 A NO-NC push-button with label-holder	0 670 31	0 678 05	
6 A NO double push-button	2 x 0 670 32	0 678 02	
6 A illuminated NO double push-button	2 x 0 670 32	0 678 04	
6 A NO+NC double push-button	2 x 0 670 31	0 678 02	
6 A illuminated NO+NC double push-button Use indicator light Cat.Nos 0 676 86/87 (p. 46)	2 x 0 670 31	0 678 04	
POWER SOCKETS AND CABLE OUTLET (p. 38-39)			
Recessed 2P+E socket with auto terminal, German standard	0 671 53	0 678 41	
Recessed 2P+E socket with auto terminal, French/Belgian standard	0 671 11	0 678 12	
Cable outlet	0 671 81	0 678 06	

Céliane™

Batibox flush-mounting boxes

CÉLIANE PLATES	1 MODULE	1-GANG	2-GANG horizontal/vertical	3-GANG horizontal/vertical
				
UNIVERSAL SUPPORTS 	0 802 50 	0 802 51 0 802 61 with claws 0 802 69 with long claws 	0 802 52 71 mm fixing centre 	0 802 53 
ECOBATIBOX BOX 	-	0 800 21 depth 40 mm 0 800 31 depth 50 mm  + plugs 	0 800 22 depth 40 mm 0 800 32 depth 50 mm  + plugs 	0 800 23 depth 40 mm 0 800 33 depth 50 mm  + plugs 
DRY PARTITIONS 	0 800 40 depth 40 mm 	0 800 41 depth 40 mm 0 800 51 depth 50 mm 0 800 61 depth 60 mm 	0 800 42 depth 40 mm 0 800 52 depth 50 mm 	0 800 43 depth 40 mm 0 800 53 depth 50 mm 
MULTIMATERIALS 	-	0 801 01 depth 40 mm 0 801 21 depth 50 mm 	0 801 02 depth 40 mm 0 801 22 depth 50 mm 	0 801 03 depth 40 mm 0 801 23 depth 50 mm 
MASONRY 	0 801 40 depth 40 mm 	Square: 0 801 31 depth 30 mm 0 801 41 depth 40 mm 0 801 51 depth 50 mm 0 801 61 depth 60 mm  Round Depth 40 mm: 0 801 08 with screws 	2 x 0 801 31 depth 30 mm 0 801 42 depth 40 mm or 2 x 0 801 41 depth 40 mm 2 x 0 801 51 depth 50 mm 2 x 0 801 61 depth 60 mm 	3 x 0 801 31 depth 30 mm 0 801 43 depth 40 mm or 3 x 0 801 41 depth 40 mm 3 x 0 801 51 depth 50 mm 3 x 0 801 61 depth 60 mm 
CONCRETE 	-	0 819 41 depth 58 mm 0 819 40 depth 58 mm 	0 819 42 depth 58 mm or 2 x 0 819 41 depth 58 mm 	3 x 0 819 41 depth 58 mm ⁽¹⁾ 

1: Use associated 1-gang supports

<p>4-GANG horizontal/vertical</p> 	<p>2 x 2-GANG</p> 	<p>2 x 3-GANG</p> 	<p>FOR EASY-INSERT SHAVER SOCKETS</p> 
<p>0 802 54</p> 	<p>0 802 64</p> 	<p>0 802 66</p> 	<p>-</p>
<p>0 800 24 depth 40 mm 0 800 34 depth 50 mm</p>  <p>+ plugs </p>	<p>-</p>	<p>-</p>	<p>-</p>
<p>0 800 44 depth 40 mm 0 800 54 depth 50 mm</p> 	<p>-</p>	<p>-</p>	<p>0 800 52 depth 50 mm</p> 
<p>-</p>	<p>0 801 24 depth 50 mm 2 x 2-gang or 2 x 4/5 modules</p> 	<p>0 801 26 depth 50 mm 2 x 3-gang or 2 x 6/8 modules</p> 	<p>-</p>
<p>4 x 0 801 31 depth 30 mm 0 801 44 depth 40 mm or 4 x 0 801 41 depth 40 mm 4 x 0 801 51 depth 50 mm 4 x 0 801 61 depth 60 mm</p> 	<p>-</p>	<p>-</p>	<p>0 801 55 depth 50 mm or 2 x 0 801 51 depth 50 mm</p> 
<p>4 x 0 819 41 depth 58 mm⁽¹⁾</p> 	<p>-</p>	<p>-</p>	<p>-</p>



0 670 01 + cover plate +
Alu plate 0 689 21



2 x 0 670 01 + cover plate +
Burgundy plate 0 667 51



0 686 01



0 670 51 + cover plate +
Midnight Black plate 0 687 81



0 670 53 + cover plate +
Orange Snake plate 0 687 61

Selection chart: mechanisms and cover plates **p. 14-27**
Indicator light mounting **p. 46**

Pack	Cat.Nos	Switches and two-way switches
10	0 670 01	Switch or two-way switch - 10 AX - 230 V~ Depending on the number of mechanisms (1, 2 or 5 in combination) and type of cover plate (narrow or wide rocker plate), used to create single or double two-way switch or switch functions or 5 controls (see selection chart p. 14-15). For use in conjunction with indicator lights (p. 46) for indicator or illuminated function
1	0 670 02	Switch - 10 AX Depending on the number of mechanisms (1, 2 or 5 in combination) and type of cover plate (narrow or wide rocker plate), used to create single or double two-way switch or switch functions or 5 controls (see selection chart p. 14-15) For use in conjunction with indicator lights (p. 46) for indicator or illuminated function
1	0 670 07	Two-way indicator switch without neutral Min. 60 W - Max. 1000 W Compatible with incandescent and halogen lamps. Built-in indicator light
1	0 670 17	Surface switch or two-way switch with neutral - 1000 W Switches the light on or off by simple contact anywhere on the surface of the cover plate Mechanism supplied with cover plate <input type="radio"/> White <input type="radio"/> Titanium <input type="radio"/> Graphite
1	0 670 18	
1	0 670 19	
1	0 670 49	Sensitive switch or two-way switch with neutral - 1000 W Switches the light on or off by simply passing a hand in front of the switch Up to 5 sensitive controls can be combined on the same circuit
10	0 670 05	Intermediate switch - 10 AX Allows addition of a third control point in a two-way switch installation
10	0 670 08	Pull-cord switch or two-way switch 10 AX
Case of Céliane finishes Contents: - Céliane Powder faceplates - Céliane Metal faceplates - Céliane Lacquered faceplates - Céliane Material faceplates - 1 Soft switch or two-way switch - 1 USB Type-A + Type-C charger - 1 x 2P+E socket - 1 wireless control available in 3 finishes (white, titanium, graphite)		
1	0 686 01	French/Belgian standard With 2P+E socket, French/Belgian standard
1	0 686 02	German standard With 2P+E socket, German standard

Pack	Cat.Nos	Push-buttons - 6 A
10	0 670 31	Two-way push-button - NO-NC contact Depending on the number of mechanisms (1, 2 or 5 in combination) and type of cover plate (narrow or wide rocker plate), used to create single or double two-way switch or switch functions or 5 controls (see selection chart p. 14-15) For use in conjunction with indicator lights (p. 46) for indicator function (illuminated ring) or illuminated function
10	0 670 32	6 A push-button - NO contact Depending on the number of mechanisms (1, 2 or 5 in combination) and type of cover plate (narrow or wide rocker plate), used to create single or double two-way switch or switch functions or 5 controls (see selection chart p. 14-15) For use in conjunction with indicator lights (p. 46) for indicator function (illuminated ring) or illuminated function
10	0 670 34	Push-button with NO contact - Volt-free terminals Can be used to create an indicator push-button by means of 2 volt-free terminals (use lamps Cat.No 0 676 88 p. 46)
10	0 670 38	Pull-cord push-button 6 A
1	0 670 61	Silent remote control switch - 2000 W Remote control via push-button For installation in 1 flush-mounting box depth 40 mm min.
1	0 670 51	Time lag switch Without neutral, 2-wire - 1000 W For controlling lighting: 1000 W halogen 230 V~ and incandescent, 400 VA ELV halogen fluorescent For controlling a motor (eg: ventilation control) - 250 VA Time delay from 25 s to 15 min
1	0 670 53	Programmable time switch Used to control the pilot wire on a heater (sends 2 commands (comfort/reduced), or used to program an electric circuit to come on/off (coffee machine, radio, etc) Constant display of current programme 7-day programme: Capacity: 28 programmes max. 1 output per changeover switch Power supply 230 V~ - 50/60 Hz Max. power 2300 W
10	0 670 20	Double-pole switch - 16 AX Allows simultaneous breaking of phase and neutral Terminal capacity: 2 x 2.5 mm ² or 1 x 4 mm ² Can be given illuminated or indicator function with lamps Cat.Nos 6 650 90/91 (p. 46)
10	0 898 05	Cord for pull mechanism Length 1.5 m

Céliane™

eco-dimmer, dimmers



0 670 83 + cover plate +
Tungsten plate 0 689 71







0 670 82 + cover plate +
Pearl Grey plate 0 666 01





0 401 49

Selection chart: mechanisms and cover plates **p. 17**
Selection chart: plates and supports **p. 10-11**

Pack	Cat.Nos	2-wire lighting management sensor, without neutral
1	0 670 83	 <p>Used for control and dimming of all lamp types:</p> <ul style="list-style-type: none"> - Dimmable LEDs: 3 to 75 W (and/or 10 lamps max.) - Dimmable compact fluorescent: 3 to 75 W (and/or 10 lamps max.) <p>ELV halogen with ferromagnetic or electronic ballast 3 to 400 VA</p> <ul style="list-style-type: none"> - 230 V halogen: 3 to 400 W - Fluorescent tubes with ballast: 3 to 200 VA - Incandescent: 3 to 400 W <p>Functioning:</p> <ul style="list-style-type: none"> - dimming mode - pre-set level mode (0%, 33%, 66% and 100%) - nightlight mode (dimming down of the lamp for 1 hour). <p>Incorporates the dimming level memory function: the light comes on at the lighting level set prior to the last switch-off. Gradually switches the light on and off (2 s). Can be used in conjunction with one or more non-illuminated push-buttons Cat.No 0 670 31, each push-button then has the on/off and dimming functions</p>

Pack	Cat.Nos	Dimmers - 230 V
1	0 670 82	<p>Can be combined with one or more non-illuminated push-buttons Cat.No 0 670 31, each push-button then has the on/off and dimming functions. Incorporate the dimming level memory function: the light comes on at the lighting level set prior to the last switch-off.</p> <p>2-wire basic lighting management sensor, without neutral</p>  <p>Used for control and dimming of the following lamp types:</p> <ul style="list-style-type: none"> - ELV halogen with ferromagnetic or electronic ballast (leading edge type): 40 to 600 VA - 230 V halogen: 40 to 600 W - Incandescent: 40 to 600 W <p>Gradually switches the light on and off (2 s)</p>
1	0 670 86	<p>3-wire dimmer with neutral - 1000 W</p>  <p>Used for control and dimming of the following lamp types:</p> <ul style="list-style-type: none"> ELV halogen with ferromagnetic or electronic ballast 100 VA to 1000 VA - 230 V halogen: 100 W to 1000 W - Incandescent: 100 W to 1000 W <p>Gradually switches the light on and off (2 s)</p> <p>5 LEDs displaying the current level of the circuit. For installation in 2-gang flush-mounting box and mounting with 4/5-module plate</p>
1	0 670 80	<p>Dimmer for 1-10 V ballast with neutral</p>  <p>For switching and dimming fluorescent tubes with 1-10 V electronic ballast: 600 VA</p>

Pack	Cat.Nos	Active power compensator
1	0 401 49	 <p>Makes 2-wire electronic lighting control units without neutral compatible with all commercially-available loads (LED, compact fluorescent, ELV halogen with ferromagnetic or electronic ballast, 230 V halogen, fluorescent tube, incandescent). Consumption: 0.2 W (standby) and 1.8 W (operation)</p>
		<p>Surface dimmers with neutral - 300 W</p> <p>Used for control and dimming of the following lamp types:</p> <ul style="list-style-type: none"> - ELV halogen with ferromagnetic or electronic ballast: 5 VA to 300 VA - 290 V halogen 5 W to 300 W - incandescent: 5 W to 300 W - LED: 5 W to 75 W with a maximum of 10 LEDs <p>Mechanism supplied with cover plate</p>  <ul style="list-style-type: none"> ○ White ● Graphite ● Titanium
1	0 670 46	
1	0 670 48	
1	0 670 47	

Céliane™

automatic lighting management sensors



0 670 26 + cover plate +
Chalk plate 0 667 01



0 670 99 + cover plate +
Titanium plate 0 689 01

Selection chart: mechanisms and cover plates **p. 17**
Selection chart: plates and supports **p. 10-12**

Compatible with all commercially-available lamps.


Infrared detection

Detection field: 120°. Detection range: 8 m

Pack	Cat.Nos	2-wire lighting management sensor, without neutral
1	0 670 26	<p>Power accepted by lamp type: - LEDs and compact fluorescent: 3 to 100 W - LEDs, CFLs, halogen, fluorescent tubes with ferromagnetic or electronic ballast: 3 to 250 VA - 230 V halogen, incandescent: 3 to 250 W If several sensors are installed on the same circuit, the minimum load increases (see technical data sheet) Possibility of installing up to 3 sensors in parallel Time delay setting from 10 s to 10 min Light level threshold setting from 5 lux to 1275 lux Standby consumption: 0.02 W Used in without override or with override mode via 3-position cursor depending on the cover plate (see selection chart p. 17)</p>
1	0 670 25	<p>3-wire basic lighting management sensor, with neutral Power accepted by lamp type: - LEDs and compact fluorescent: 0 to 50 W - LEDs, CFLs, halogen with ferromagnetic or electronic ballast: 0 to 200 VA - fluorescent tubes with ferromagnetic or electronic ballast: 0 to 150 VA - 230 V halogen, incandescent: 0 to 400 W Only one sensor per circuit. No additional remote manual control with push-button Time delay setting from 10 s to 10 min Light level threshold setting from 5 lux to 1275 lux Standby consumption: 0.55 W</p>
1	0 670 99	<p>3-wire lighting management sensor for 2000 W power, with neutral Power accepted by each lamp type: - LEDs and compact fluorescent: 0 to 250 W - LEDs, CFLs, halogen, fluorescent tubes with ferromagnetic or electronic ballast: 0 to 1000 VA - 230 V halogen, incandescent: 0 to 2000 W Possibility of installing up to 10 sensors in parallel Additional remote manual control possible with push-button Time delay setting from 5 s to 30 min Light level threshold setting from 5 lux to 1275 lux Standby consumption: 0.2 W</p>
1	0 670 27	<p>2-wire lighting management sensor for timer, without neutral Replaces a push-button used in conjunction with a DIN rail mounting electronic timer The time delay must be the same as that of the timer Light level threshold setting from 5 lux to 1000 lux The power accepted by each lamp type relates to the timer, not the sensor Incorporates an indicator light for illuminated function</p>

Céliane™

lighting, low-level and emergency lighting, indication



0 676 57 + Brushed Stainless
Steel plate 0 691 01



0 676 55 + cover plate +
Piano Glass plate 0 693 01

Selection chart: mechanisms and cover plates **p. 17**
Selection chart: plates and supports **p. 10-11**

Pack	Cat.Nos	Lighting
1	0 676 56	<p>Equipped with maintenance-free LEDs LED colour: 3000 K: neutral white Power supply 230 V - Energy class A Screw terminals</p> <p>Reading lights For installation in the bedhead. Offer directional lighting with on/off and dimming function Equipped with a flexible cable so the head can swivel Built-in switch with dimming by pressing and holding Consumption 3.3 W Luminous flux 110 lumen (equivalent to 15 W incandescent) Service life 40,000 hours Supplied with cover plate For installation in flush-mounting box depth 40 mm min.</p>
1	0 676 57	<p>○ White ● Titanium</p>
1	0 676 55	<p>Directional spotlight For installation over a desk or work area (kitchen, bedroom, etc) Can be swivelled beyond 360° for directional lighting with unlimited rotation Can be controlled by 1 standard or electronic switch with neutral, or 1 lighting management sensor with neutral Consumption 2.8 W Luminous flux 70 lumens - Service life 50,000 hours Supplied with matt chrome cover plate For mounting in a 2-gang box depth 40 mm</p>
1	0 676 52	<p>3 W spotlight For low-level lighting, backup lighting, or corridor lighting For installation on skirting board, on the wall in an area where people move around, etc Can be controlled by 1 standard or electronic switch with neutral, or 1 automatic switch with neutral Consumption 2.4 W Luminous flux 90 lumens - Service life 50,000 hours Supplied with white plastic opalescent cover plate</p>
1	0 676 54	<p>Spotlight for staircase Used to create lighting directional, decorative lighting Recommended installation: 30 cm off the floor For installation in flush-mounting box depth 40 mm min. Can be controlled by a switch standard or electronic with neutral, or 1 automatic switch with neutral Consumption 2.2 W Luminous flux 70 lumens - Service life 50,000 hours</p>

Céliane™

lighting, low-level and emergency lighting, indication (continued)







0 670 68 + cover plate + Pixel
Leather plate 0 694 51



0 676 51 + Clay plate
0 667 11



Selection chart: mechanisms and cover plates p. 17
Selection chart: plates and supports p. 10-11

Pack	Cat.Nos	Low-level and emergency lighting
1	0 670 93	Low-level lighting sensor  For finding one's bearings in the dark, shedding light on an obstacle or changing level. Equipped with an infrared detection cell and an LED beam Detection field: 180° - Range: 6 m
1	0 676 53	Self-contained low-level light  Power supply 230 V Circular lighting via blue LED in standby mode Lights up automatically in the event of a power failure (white LED) Working reserve 1 hr max. Supplied with opalescent cover plate with titanium ring
1	0 670 68	Self-contained plug-in light  Power supply 230 V In the event of a power failure, the light comes on automatically When removed from its base, the light comes on automatically and can be used as a torch (with on/off button) Light can be removed automatically by simply pressing it Standby power: 2 hrs in use
1	0 676 51	LED indicator light  Power supply: 230 V~ 2 light levels Maintenance-free bulb (LED) Supplied with 4 colours (orange, blue, green, red), label-holder and a set of 10 pictograms for labelling

Céliane™

lighting, low-level and emergency lighting, indication


Example of use of low-level lighting sensor Cat.No 0 670 93



Example of use of self-contained plug-in light Cat.No 0 670 68



Example of use of reading lights Cat.Nos 0 676 56/57



Céliane™

controls for roller shutters and skylights



0 676 01 + cover plate + Ivory plate 0 666 21



0 676 21 + cover plate + Pebble plate 0 666 11



0 672 69 + cover plate + Titanium plate 0 689 01

Selection chart: mechanisms and cover plates **p. 18**
Selection chart: plates and supports **p. 10-11**

Pack	Cat.Nos	Roller shutter controls - 6 A - 250 V~
10	0 676 01	Switch For direct control of the motor Roller shutter/awning/canopy control
10	0 676 02	Push-button For control via electronic control unit
10	0 676 03	Push-button for direct roller shutter control
Shutter controls with 24-hour programming		
1	0 676 21	Programmable switch Programmable control for awning, roller shutter. For programming the raising and lowering of roller shutters Manual override possible Power supply: 230 V~ - 50/60 Hz Breaking capacity: 3 A - 250 V
1	0 676 22	Relay for grouped controls Used for simultaneous control of several shutters For mounting in a box depth 40 mm

Pack	Cat.Nos	Control for skylight
10	0 676 04	For controlling a skylight motor in DC using polarity inversion
1	0 672 69	RTS compatible radio-controlled individual shutter switch For remote control of somfy . RTS compatible roller shutters Sends radio-controlled raise, lower and stop commands to the RTS motor Range 50 m in free field Powered by 1 x 3 V CR 2032 type lithium battery (supplied) Fixes directly onto the wall in the chosen location without a flush-mounting box

Céliane™

ventilation controls and key mechanisms



0 670 01 + cover plate +
Black plate 0 666 81



0 674 23 + cover plate +
Pearl Grey plate 0 666 01



0 670 09 + cover plate +
Shale plate 0 667 31

Selection chart: mechanisms and cover plates p. 18
Selection chart: plates and supports p. 10-11

Pack	Cat.Nos	Mechanical ventilation controls
10	0 670 01	Ventilation control switch Low or high speed for direct control of a centralised mechanical ventilation system
10	0 674 24	4 speeds (1-0-2-3)
10	0 670 31	Ventilation control push-button 2-position push-buttons Used to open and close the extractor fans
1	0 674 23	Delayed ventilation switch For switching on ventilation (extractor) and a lighting circuit When the light is switched off, the fan continues for a period which can be set between 25 s and 15 min Illuminated function integrated in the product Power: - Lighting: 250 W - Ventilation: 250 VA
1	0 670 88	Dimmer for ceiling fan Used to control and vary the speed of a ceiling fan
1	0 670 09	Keyswitches To be fitted with cylinder Cat.No 0 697 95 or standard European cylinder 2-position keyswitch 2 NO contacts - 10 A - 230 V Key can be removed in off positions
1	0 670 39	3-position key-operated push-button Changeover switch with off position - 10 A - 230 V Key can be removed in off position
1	0 697 95	Cylinder European cylinder Supplied with a single set of 3 keys
1	0 675 31	Keyswitch for self-contained emergency lighting unit For simultaneous remote control: switching off the normal lighting and setting the emergency lighting to rest mode Can be used to multiply the number of control points for setting the building to rest mode (eg: one point per access) Essential to fit cover plate (see table p. 18) when operating the product Used in conjunction with multifunction remote control unit Cat.No 0 039 00 or Cat.Nos 0 625 20/21

Céliane™

chimes and central vacuum sockets



0 675 41 + cover plate + Basalt
plate 0 667 41



0 674 30 + White plate
0 666 31

Selection chart: mechanisms and cover plates p. 22
Selection chart: plates and supports p. 10-11

Pack	Cat.Nos	Illuminated chimes
1	0 675 42	Can accommodate 5 push-buttons to manage 2 different entrances Choice of 13 melodies - 1 different melody per entrance Volume adjustable from 53 to 80 dB at 1 m Equipped with LEDs which flash when the chime is activated Possible to override the melody by pressing the buttons on the front face Can be surface mounted with spacer (p. 47) Power supply 8-12 V~ - 50 Hz with SELV control, use 8 VA transformer Cat.No 4 130 91 or Cat.No 0 420 25 Works with Céliane push-button Cat.No 0 670 31 as well as push-button Cat.No 0 416 47 and lamp Cat.No 0 898 26
1	0 675 41	Power supply 230 V~ - 50 Hz Works with Céliane push-button Cat.No 0 670 31 and lamp Cat.No 0 676 86 as well as push-button Cat.No 0 416 45 and lamp Cat.No 0 898 21
1	0 674 30	Central vacuum sockets For plugging the vacuum cleaner hose into a centralised vacuum cleaning system Cannot be used in conjunction with another Céliane mechanism to form a multi-gang assembly Do not need a flush-mounting box Connect to Ø51 mm tube and take Ø38 mm hoses Sockets supplied complete with cover plate
1	0 674 31	Contactless central vacuum socket Contactless central vacuum socket for ALDES type wireless control system (contactless system, triggered by a pressure wave) Works with the following systems: - Aldes: Family, Boosty, c.Cleaner, c.Booster and c.Power models - Générale d'Aspiration: Sonis model ○ White ● Titanium
1	0 674 32	Central vacuum sockets with contact Central vacuum socket with electrical contact Works with the following systems: - Générale d'Aspiration - Aldes, c.Dooble - Tréma, Turbix ○ White ● Titanium
1	0 674 39	Connection and flush-mounting kit Includes straight and angled connection accessories



0 674 00 + cover plate +
Maple plate 0 692 11




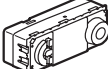
0 674 02 + cover plate + Mahogany plate 0 692 25





0 674 08 + cover plate +
Titanium plate 0 689 01



Selection chart: mechanisms and cover plates **p. 22**
Selection chart: plates and supports **p. 10-11**

Pack	Cat.Nos	Controls for any type of heating
1	0 674 00	 <p>Room thermostat for heating and air conditioning For radiant ceiling panels, direct underfloor heating, oil and gas heating and air conditioning Reduced comfort mode preset button (In winter: heating lowered to 4°C maximum above the desired temperature/In summer: air conditioning reduced for a maximum increase of 4°C above the desired temperature) Frost-free mode Adjustment range 10°C to 30°C Adjustment accuracy ±0.5°C NO/NC contact for controlling heating or air conditioning - 8 A max.</p>
1	0 674 02	 <p>Programmable room thermostat For direct ceiling and underfloor heating, oil and gas heating 7-day programming Permanent display of the programmed temperature on screen 4 pre-recorded programmes, 1 free programme Adjustment range 7°C to 30°C Adjustment accuracy ±0.5°C Manual override possible Permanent programme backup Working reserve 100 hrs 1 output via non-powered changeover contact Breaking capacity: 8 A max.</p>

Pack	Cat.Nos	Controls for any type of heating (continued)
1	0 674 05	 <p>Underfloor heating With ON/OFF control and LED with 4 m sensor cable supplied Adjustment range: 5°C to 30°C Breaking capacity: 8 A - 250 V on resistive circuits 4 A - 250 V on inductive circuits Power supply: 230 V~ - 50/60 Hz</p>
1	0 674 08	 <p>Probe for modular thermostat Measures temperature The probe must be installed in a room where the temperature is measured correctly For installation in 1-gang Batibox flush-mounting box or for surface mounting in a Céliane box at a height of 1 m 50 from the floor Max. distance between the thermostat and the probe: 50 m Probe for modular thermostat Cat.No 0 038 40</p>

Céliane™

Bluetooth sound diffusion

Céliane™

Bluetooth sound diffusion



0 673 06 + cover plate + Ivory plate 0 666 21



5 739 82

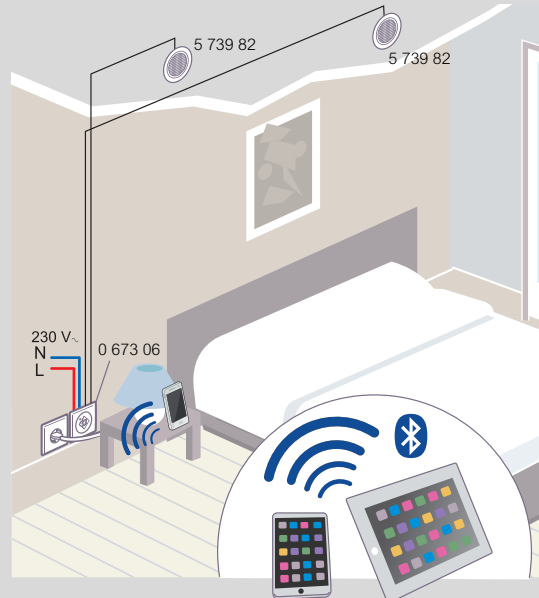
Selection chart: mechanisms and cover plates p. 22
Selection chart: plates and supports p. 10-11

Pack	Cat.Nos	Bluetooth module
1	JANUARY 2020 0 673 06	Allows music or digital radio to be played in stereo with Bluetooth technology from a smartphone, tablet or PC Built-in 230 V power supply. 230 V Bluetooth module With ON/OFF control, volume control (+/-) manually or by smartphone, and file selection (next file +/-) manually or via smartphone For installation in flush-mounting box depth 40 mm
1	5 739 82	Loudspeakers For Bluetooth module Cat.No 0 673 06 For flush-mounting in false ceiling Equipped with clips for attachment Power: 20 W (10 Wrms) - 8 Ω Efficiency > 86 dB (1 W at 1 m) Drilling diameter: Ø90 mm Outer diameter: Ø100 mm White
1	0 673 03	For flush-mounting in wall Power: 12 W (6 Vrms) - 16 Ω Efficiency > 86 dB (1 W at 1 m) External dimensions: 127 x 127 mm For installation in flush-mounting box depth 50 mm Cat.No 0 893 79 for dry partitions or Cat.No 0 892 79 for masonry Anthracite
1	0 673 28	To be fitted with a cover plate (p. 22), a support and a Céliane plate (p. 10-11) Power: 2 W - 16 Ω - 2" Can be mounted on a multi-gang plate Box depth 50 mm recommended

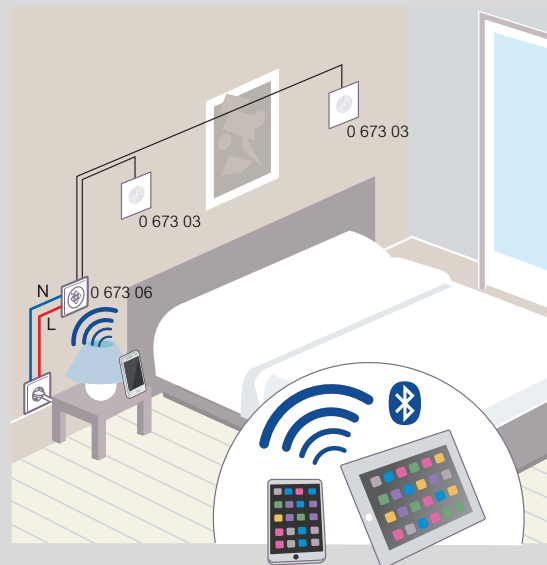
Installation principle

Mobile access to digital radio and downloaded music
Quick pairing and everyday comfort

With loudspeakers in false ceiling Cat.No 5 739 82

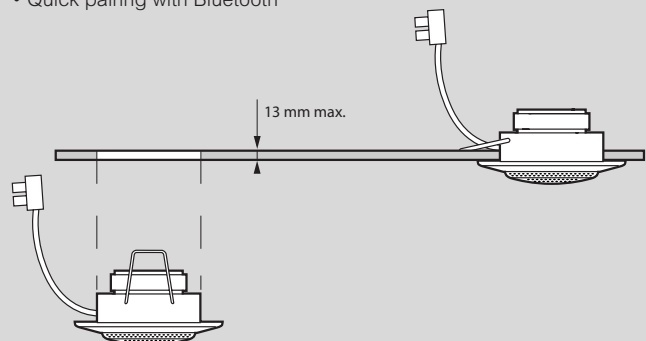


With wall-mounted loudspeakers Cat.No 0 673 03



Flush-mounted loudspeakers (no visible wires)

- High-quality sound with HP 8 Ω or 16 Ω
- Quick pairing with Bluetooth



Céliane™

German standard socket outlets



0 671 67 + cover plate + Titanium plate 0 689 21



0 681 19 + cover plate + Burgundy plate 0 667 51

Selection chart: mechanisms and cover plates **p. 19-21**
Selection chart: plates and supports **p. 10-11**

Pack	Cat.Nos	Single socket outlets 16 A - 250 V
10	0 671 53	Standard 2P+E with automatic terminals and safety shutter With side earth contact
10	0 671 45	2P+E tamperproof Supplied complete with red cover plate
10	0 671 66	2P+E flush socket Supplied with cover plate With safety shutters The socket recess releases and moves back when a plug is inserted
10	0 671 67	○ White ● Titanium
10	0 671 68	● Graphite
1	0 681 19	2P+E socket + USB Type-C charger Used for connecting a terminal and recharging a tablet or smartphone on a fast charge USB Type-C charger 1.5 A - 5 V/7.5 W incorporated on the front of the socket Connection with automatic tap-off terminals 3 x 2.5 mm ² Self-protected against overvoltages Supplied complete with support and cover plate Compatible with multi-gang installation
1	0 684 19	○ White
1	0 679 13	● Titanium ● Graphite
		Prewired socket outlets With colour-coded automatic terminals Supplied with cover plate
5	0 671 42	Double socket For installation on support Cat.No 0 802 52 with plate 2-gang (p. 10-11)
5	0 671 62	○ White ● Titanium
5	0 671 43	Triple socket For installation on support Cat.No 0 802 53 with plate 3-gang (p. 10-11)
5	0 671 63	○ White ● Titanium
5	0 671 44	Compact quadruple socket Provides 4 x 2P+E sockets in the volume of a 3-gang flush-mounting box For installation on support Cat.No 0 802 53 with special plate for 6/8 modules (p. 12-13)
5	0 671 64	○ White ● Titanium

Céliane™

French-Belgian standard single socket outlets



0 671 21 + cover plate + Alu plate 0 689 21



0 684 27 + Old Rose plate 0 667 61

Selection chart: mechanisms and cover plates **p. 19-21**
Selection chart: plates and supports **p. 10-11**

Pack	Cat.Nos	Single socket outlets 16 A - 250 V
10	0 671 21	Standard Used to create different types of socket outlet (see selection chart p. 19), depending on the cover plate: - Flush - Recess - Flush with indicator Cat.No 0 676 64 (p. 46) - With cover Connection with automatic terminals With safety shutters
1	0 681 27	Flush socket + USB Type-C charger Used to connect a handset and fast charge a tablet or smartphone USB Type-C charger 1.5 A - 5 V/7.5 W incorporated on the front of the socket Connection with automatic tap-off terminals 3 x 2.5 mm ² Self-protected against overvoltages Supplied complete with support and cover plate Compatible with multi-gang installation
1	0 684 27	○ White
1	0 679 27	● Titanium ● Graphite
10	0 671 13	Special refurbishment version 2P+E special refurbishment version Compatible with boxes depth 30 mm Connection via screw terminals Capacity of terminals 3 x 2.5 mm ² 2P ⁺
10	0 671 10	
10	0 671 14	Tamperproof 2P+E tamperproof Supplied with its red cover plate Connection via screw terminals With safety shutters
1	0 671 33	Special easy access version 2P+E easy-insert (supplied with its cover plate) Effortless socket insertion and removal thanks to the lever
1	0 671 34	○ White ● Titanium
10	0 502 99	Tamperproof insert Fixes directly onto the French/Belgian and German standard 2P+E plug of the device to be connected to the tamperproof socket

Céliane™

French-Belgian standard prewired socket outlets

Céliane™

other standard socket outlets and accessories



0 671 28 + cover plate +
Aluminium plate 0 689 26



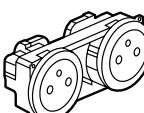

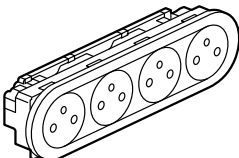
0 671 55 + cover plate +
Midnight Black plate 0 687 81











0 671 57 + cover plate +
Aluminium plate 0 689 21



Selection chart: mechanisms and cover plates **p. 20-21**
Selection chart: plates and supports **p. 10 to 13**

Pack	Cat.Nos	Prewired socket outlets
10	0 671 24	<p>Double socket</p> <p>With colour-coded automatic terminals</p> <p>Prewired 2 x 2P+E Used to create Surface or standard socket outlets, depending on the associated cover plate For installation on support Cat.No 0 802 52 with 2-gang plate (p. 0-11)</p> 
10	0 671 26	<p>Triple socket</p> <p>Prewired 3 x 2P+E Used to create Surface or standard socket outlets, depending on the associated cover plate For installation on support Cat.No 0 802 53 with 3-gang plate (p. 10-11)</p> 
10	0 671 28	<p>Compact quadruple socket</p> <p>Compact prewired 4 x 2P+E Provides 4 x 2P+E sockets in the volume of a 3-gang flush-mounting box Used to create Surface or standard socket outlets, depending on the associated cover plate For installation on support Cat.No 0 802 53 with special plate for 6/8 modules (p. 12-13)</p> 

Pack	Cat.Nos	Other standard socket outlets
10	0 671 55	<p>British standard 13 A - 250 V</p> <p>Screw mounting 2P+E with safety shutters</p> 
10	0 671 51	<p>Euro/US standard</p> <p>2P converts to a double socket outlet by combining 2 mechanisms Cat.No 0 671 51 and a cover plate Cat.No 0 681 34 (white) or Cat.No 0 684 34 (titanium)</p> 
10	0 671 57	<p>US standard 15 A</p> <p>screw mounting 2P+E (Socket only compatible with export markets that accept this standard)</p> 
10	0 671 81	<p>Cable outlets</p> <p>Supplied with cable grip Cable outlet</p> 
10	0 671 83	<p>Cable outlet with 4 automatic feedthrough terminals (1.5 mm²) for easy connection of appliances on the front face</p> 
10	0 681 43	<p>Blanking plates</p> <p>For keeping a function in reserve Can be drilled with a hole for use as wire outlet or other adaptation Fixed directly on Batibox support</p> <p>○ White ● Titanium ● Graphite</p> 
10	0 684 43	
10	0 679 43	
1	0 671 93	<p>Surge protective device (SPD)</p> <p>Type 2/3, proximity protection for computer or electronic power supply in an installation already protected by an SPD in the panel Connects to one or more socket outlets Keeps the socket energised after an overvoltage (mains or lightning strike) until replacement with the module below Protects up to 5 socket outlets (or 10 if 2 sockets per box) Conforming to standard NF EN 61 643-11 Nominal discharge current (In): 1.5 kA Maximum discharge current (Imax): 6 kA Level of protection (Up): L-N: 1 kV Open circuit voltage (Uoc): 3 kV Uc L-N: 255 V~ Protection indicated by LED: - green: SPD operational - red: SPD module needs to be replaced 16 A - 250 V~ - 50/60 Hz</p> 
1	0 676 93	<p>Replacement module for Cat.No 0 671 93</p> 



0 674 65 + cover plate
+ Burgundy plate 0 667 51

0 674 65 + cover plate
+ Titanium plate 0 689 01

0 674 62 + cover plate
+ Aluminium plate 0 689 21

0 684 27 + Brass plate
0 687 91

0 671 06 + Surface cover plates and charger
2 USB Type-A + Tungsten plate 0 689 72

Selection chart: mechanisms and cover plates **p. 20-21**
Selection chart: plates and supports **p. 10-11**

Pack	Cat.Nos	Dual USB chargers
1	0 674 66	<p>Conforming to standard IEC 62684-2011-01 For fast charging of mobile phones, tablets, smartphones, power banks Free up a socket recess Standby consumption < 0.07 W class II SELV Conforming to EC directive on harmonisation of chargers for mobile handsets and reduction of waste For installation in flush-mounting box depth 40 mm minimum 2 x 2.5 mm² screw terminals with option of tap-off connection on a 2P+E socket Supplied without cord 230 V - 5 V =</p> <p>2 USBs - Type-C - 3 A/15 W Type-C</p>
1	0 674 65	<p>1 USB Type-A and 1 USB Type-C - 3 A/15 W Type-A + Type-C</p>
5	0 674 62	<p>2 USBs - Type-A - 2.4 A/12 W Type-A Can be equipped: - with a Qi version cover plate (p. 20) - with a standard version cover plate (p. 20)</p>
1	0 681 18	<p>Cover plate for wireless power charger + USB Type-A charger</p> <p>For fast wireless charging of a smartphone equipped with a Qi receiver Cover plate for clipping onto the dual USB charger Cat.No 0 674 62 or socket outlet + 3 A dual USB charger Cat.No 0 671 06 for wireless power charger function</p> <p>Conforming to WPC Qi standard (Wireless Power Consortium) Complies with the requirements for protecting people against electromagnetic fields (INCNIRP guide) Does not interfere with other wireless signals (Zigbee, DTT, GSM, 4G, etc) Comes with 2 induction antennas for quick pairing with a smartphone Energy efficiency > 85% 1 A/5 W wireless power charger with a USB Type-A 2.4 A/12 W port for powering a second handset Horizontal multi-gang mounting possible Metallic finish Dim.: 136.5 x 70 x 56.5 mm</p>

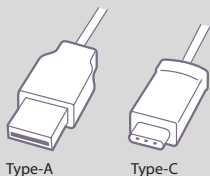
Pack	Cat.Nos	Socket outlet 16 A + USB Type-C charger
1	0 681 27	<p>Used to connect a handset and fast charge a tablet or smartphone USB Type-C 1.5 A - 5 V/7.5 W charger built into the socket face 3 x 2.5 mm² automatic tap-off terminals Self-protected against overvoltages Supplied complete with support and cover plate Compatible with multi-gang installation</p> <p>French/Belgian standard flush version</p> <ul style="list-style-type: none"> ○ White ● Titanium ● Graphite <p>German standard version</p> <ul style="list-style-type: none"> ○ White ● Titanium ● Graphite
1	0 684 27	
1	0 679 27	
1	0 681 19	<p>Prewired socket outlet + USB Type-A charger</p> <p>2P+E + 2 USBs - Type-A - 3 A/15 W</p> <p>2P+E Surface socket + dual USB Type-A charger 230 V - 5 V = - 3 A/15 W Can be equipped: - with one Surface cover plate + 1 Qi version cover plate - with one Surface cover plate + 1 standard dual USB cover plate</p> <p>For installation on support Cat.No 0 802 52 with 2-gang plate (p. 10-11) For installation in 2-gang flush-mounting box</p> <p>1 USB - Type-A - 1 A/5 W</p> <p>2P+E Surface socket + single USB Type-A charger - 1 A Supplied with support To be equipped with a 4/5-module plate (p. 12-13) For installation in 1-gang flush-mounting box Used to replace 1 standard socket outlet with 1 socket outlet and a universal USB charger without changing the flush-mounting box</p>
1	0 684 19	
1	0 679 13	

Céliane™

wireless power charger and USB chargers

USB Type-C standardisation

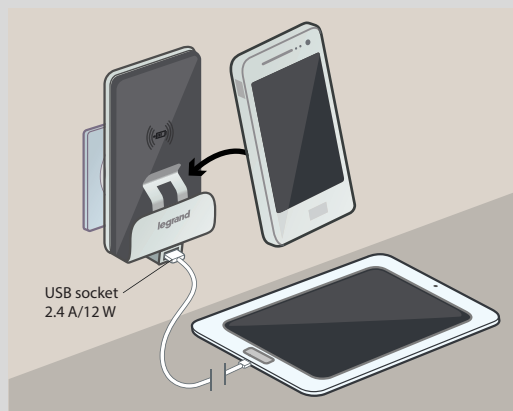
USB Type-C: new miniaturised reversible version of the traditional USB connector (Type-A)



The European Commission and major smartphone manufacturers have signed an M.o.U (Memorandum of Understanding) aiming to standardise equipment and use of Type-C connectors
7 leading manufacturers are signatories to the agreement guaranteeing compatibility of their smartphones with USB Type-C chargers: Apple, Samsung, Google, LG, Sony, Lenovo, Motorola
Standardisation:
- makes connection for users
- optimises charging performance and ensures compatibility

Charging in a Céliane environment

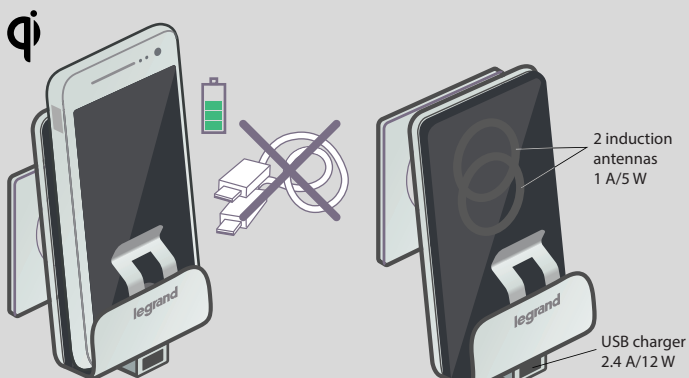
With induction plate and 2.4 A USB Type-A charger



* WPC: Wireless Power Consortium (750 members)
Ensures interoperability and safety with Qi standard mobiles

Wireless power charger + USB Type-A charger

Wireless power charging



Allows charging with a sleeve

- Products certified Qi-WPC*
- Low-emission technology compatible with the ICNIRP specifications concerning protecting people against electromagnetic fields
- Global standard
- Adopted by the car industry and CHRs (Cafés/Hotels/Restaurants)
- Incorporated in 100% of Qi-enabled smartphones
- Average charging time < 2 hrs

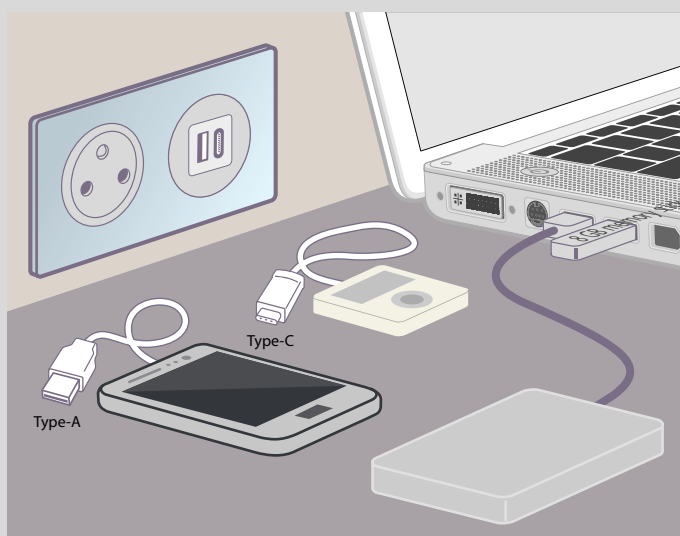
Main compatible smartphones

See the full list on www.wirelesspowerconsortium.com

Brand	Range	Smartphone model
Apple	iPhone	X/8/8+
Samsung	Galaxy	S9/S8/S7/S6 (Edge)
LG	G	G8/G7/G6/G5/G4/G3
Sony	Xperia	XZ3/XZ2/DG 6703

Examples of installation


Cat.No 0 674 65



Installed close to the PC, the charger socket frees up laptop USB ports and avoids having to power it up
Type-A and C connectors adapt to the family's various handsets

Céliane™

television, telephone sockets



0 673 88 + cover plate +
Copper plate 0 689 91

0 673 80 + cover plate +
Aluminium plate 0 689 21

Selection chart: mechanisms and cover plates **p. 23-24**
Selection chart: plates and supports **p. 10-11**

TV sockets: sockets suitable for terrestrial-DTT, satellite or cable reception
Compatible with Ultra HD television
Class A shielded star sockets, compatible with 4G LTE
Recommended coaxial cable:
17 VATC

Connection can be seen through the mechanism
Conforming to standard EN 50083 and European Directive EM 50083-2
Low attenuation < 1.5 dB
Male TV and female R ø 9.5 mm connectors, "F" type Sat connector. TV:
5-68 and 230 - 862 MHz < 1.5 dB
R: FM 87.5 - 108 MHz/DAB 174-223 MHz < 1.5 dB
Sat: 950 - 2400 MHz

Pack	Cat.Nos	Multi-outlet TV sockets
10	0 673 88	Distribution of TV and radio signals from any operator Feedback on TV connector TV-R-SAT socket FM + DAB+ radio TV-R-SAT - 1 cable
10	0 673 93	TV-R/SAT/SAT sockets TV-R-SAT/SAT - 2 cables In 1: TV-R-SAT1 In 2: SAT2
10	0 673 82	Single TV sockets Feedback on TV connector Can be used in conjunction with RJ socket Cat.No 0 673 45 to create a double socket Compatible with 4G/LTE Shielded star TV socket
10	0 673 80	Type "F" screw-in TV socket
10	0 673 86	Passthrough single male TV socket - 14 dB
10	0 673 87	Terminal single male TV socket - 10 dB
10	0 673 92	Other television sockets Only for installation maintenance TV-SAT socket TV-SAT - Shielded star - Class A
10	0 673 78	TV-R-SAT sockets Passthrough TV/R/SAT socket - 14 dB Use of an amplifier recommended Bus with 4 sockets maximum Connectivity attenuation 2 dB, tap-off attenuation 14 dB
10	0 673 79	Terminal TV-R-SAT socket - 10 dB Use of an amplifier recommended Bus with 4 sockets maximum Connectivity attenuation 10 dB

Céliane™

RJ 45, USB Data, optical sockets



0 673 46 + cover plate +
Stained Wenge plate 0 692 01

0 673 55 + cover plate +
Titanium plate 0 689 05

Selection chart: mechanisms and cover plates **p. 23-24**
Selection chart: plates and supports **p. 10-13**

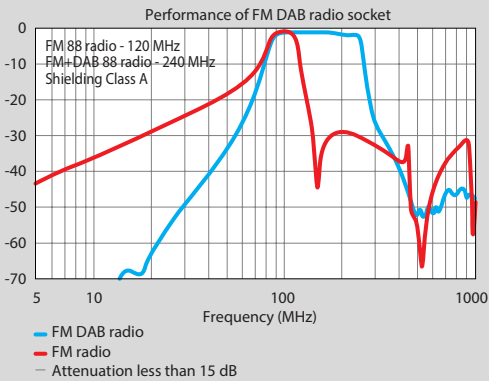
Pack	Cat.Nos	RJ 45 sockets
10	0 673 44	Quick toolless connection sockets with connector. Take single-core cables from AWG 22 up to AWG 26, and AWG 26 multicore cables Colour-coded T 568 A and B Conforming to standards ISO/IEC 11 801, EN 50173 and ANSI/TIA 568
10	0 673 45	RJ 45 sockets Cat. 6 socket - UTP Cat. 6 socket - FTP
10	0 673 96	STP Cat. 6 shielded RJ 45 single socket Receives TV, telephone, data Manual media identification with multimedia cover plate Only for use with TV + satellite multimedia cable Cat.No 0 327 89 or Cat.No 0 327 88
10	0 673 46	Cat. 6A shielded RJ 45 sockets - STP Possible to create a double socket by combining 2 mechanisms Cat.No 0 673 46 Only for use with TV + satellite multimedia cable Cat.No 0 327 89 or Cat.No 0 327 88
1	0 673 55	RJ 45 sockets with cable reel With integral retractable cord - 1 m Automatically winds back in at the press of a button For installation on support Cat.No 0 802 52 with 2-gang plate Cat. 6 socket - FTP Cat. 6 socket - UTP
1	0 673 54	
1	0 673 72	Female USB DATA socket Used to bring multimedia connections closer to the user (keyboard, mouse, digital camera) Preterminated Equipped with a 15 cm cord with quick-release female USB plug USB 3.0 Type-A
1	0 673 95	Optical socket Optical socket equipped with 2 simplex SC/APC feedthroughs, protective flaps integrated in the cover plate

Information about DAB+

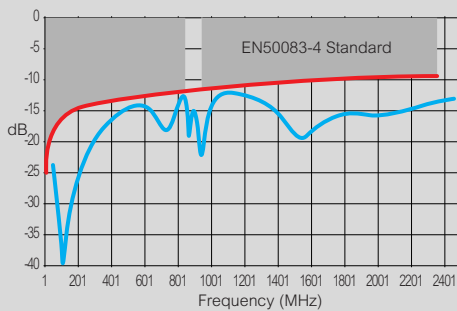
Digital Audio Broadcasting is the radio equivalent of DTT. Global standard used all over the world

- More radio stations available
- Better sound quality
- Digital data combined with the audio stream
- This socket has a reception range of FM 87.5 - 108 MHz & DAB+ 174 - 223 MHz
- A link to a collective or individual aerial
- Digital quality

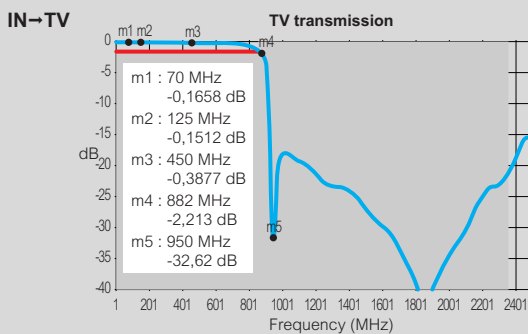
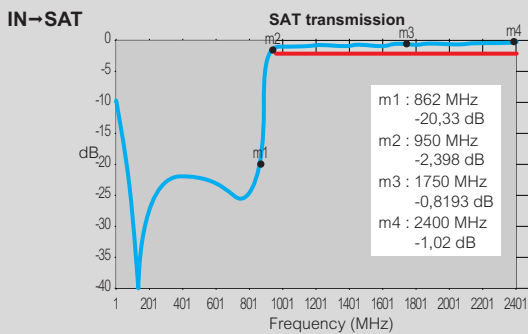
High performance



Return loss input



Coupling attenuation




Certification

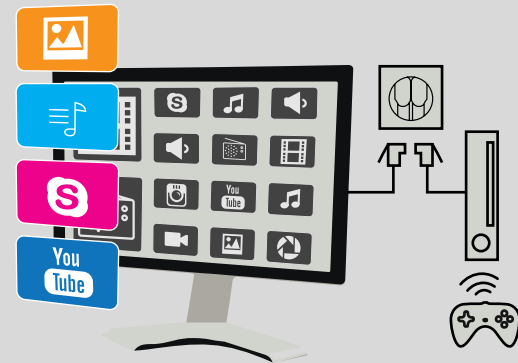
Class A sockets, protected with LTE block filter. LTE protection is needed to prevent interference from new signals used by smartphones (3G, 4G, 5G). These undesirable signals can cause: picture freezing or breaking up and distorted sound. Legrand uses the PKM laboratory for Class A certification of its sockets

Requirements for TV corner

- Multi-gang wiring accessories
- TV attenuation < 1.5 dB
- 17 VATC coaxial cable
- Cat. 6 twisted pairs
- Multi-operator, terrestrial DTT, satellite, cable network and ISP, FM and DAB+ radio reception



- Internet connection



- Smart TV with interactive services
- Connected games console (for online gaming)



2 x 0 673 12 + cover plate +
Piano Glass plate 0 693 01



0 673 11 + cover plate +
Brass plate 0 687 91



0 673 77 + cover plate +
Mocha Glass plate 0 694 61



0 673 76 + cover plate +
Kaolin Glass plate 0 693 11

Selection chart: mechanisms and cover plates **p. 24-25**
Selection chart: plates and supports **p. 10-11**

Pack	Cat.Nos	Loudspeaker sockets
1	0 673 12	<p>For connecting speakers Connection up to 4 mm² Ideal for Home cinema 5.1 installation</p> <p>Gold Banana speaker socket Ensures excellent sound transmission quality Brass connector with 1.5 micron gold plating Possible to create a double socket by combining 2 mechanisms Cat.No 0 673 12</p>
10	0 673 11	<p>Push-in speaker socket Auto-release push tab marked N/R Possible to create a double socket by combining 2 mechanisms Cat.No 0 673 11</p>
Audio and video sockets		
1	0 673 77	<p>HDMI audio/video socket Used to transmit HD et HDU High Definition digital audio/video streams between a source (DVD or Blu-Ray player, games console, computer, etc) and a compatible receiver (TV, video projector, etc) Max. length between 2 sockets: 10 m</p> <p> Preterminated Type-A HDMI version 1.4 socket Equipped with female connectors and 15 cm of cable for quick connection to standard HDMI cables with male plugs</p>
1	0 673 76	<p>Female HD15 socket + 3.5 mm Jack Used to transmit analogue video and audio streams between a source (computer) and a compatible receiver (video projector, TV, computer screen) VGA to UXGA video resolution Max. length between 2 sockets: 15 m</p> <p> Female HD 15 socket + preterminated 3.5 mm Jack Equipped with female connectors and 15 cm of cable for quick connection to standard cables with male plugs</p>
1	0 673 19	<p> Female HD 15 socket + screw-type 3.5 mm Jack</p>


Pack	Cat.Nos	Audio and video sockets (continued)
1	0 673 16	<p>Female HD 15 video socket Used to transmit analogue video streams between a source (computer) and a compatible receiver (video projector, TV, computer screen, etc) VGA to UXGA resolution Max. length between 2 sockets: 15 m</p>
1	0 673 18	<p>Female 3.5 mm audio Jack Used to make audio links</p>
1	0 673 13	<p>Female RCA triple socket Provides the composite video and stereo audio link for any peripheral device such as a DVD player, camera or video recorder Possible to create a double socket by combining 2 mechanisms Plug-in female RCA triple socket</p> <p></p>
1	0 673 35	<p>3-pole XLR socket Provides the stereo link for any peripheral device, microphone, amplifier, mixing console, etc. Recommended cable: 1 shielded audio pair 0.14 mm² to 0.50 mm² Max. cable length between 2 sockets: 50 m (audio amplifier recommended thereafter) Female XLR socket</p> <p></p>
1	0 673 07	<p>Line terminator 100 V - 25 W Used to adjust locally the power from a 100 V public address system line</p> <p></p>

Cords and cables



Pack	Cat.Nos	Audio/video cables and adaptors
		HDMI® High Speed with Ethernet cables For connecting an HDMI socket to the audio/video terminal (TV, DVD or Blu-Ray player, Home Cinema, games console, etc) HDMI 1.4 cable Support 4K and 1080P video resolution Gold-plated connectors
1	0 517 32	Length 1 m
1	0 517 33	Length 2 m
1	0 517 34	Length 3 m
1	0 517 27	Length 5 m
1	0 517 35	Length 7 m
		Standard HDMI® with Ethernet cables For connecting an HDMI socket to the audio video terminal (TV, DVD or Blu-Ray player, Home Cinema, games console, etc) HDMI 1.4 cable Support 1080i and 720P video resolution Gold-plated connectors
1	0 517 20	Length 10 m
1	0 517 36	Length 15 m
		HDMI booster Used to extend an HDMI connection Consists of 2 female connectors and used in addition to an HDMI cable Does not need an external power supply
1	0 779 30	
		HDMI audio/video extender For connecting HDMI terminals up to 60 m apart The kit comprises transmitter and receiver units as well as power supplies The transmitter and receiver are linked by an RJ 45/RJ 45 cable (not supplied) Compatible with 4K, 3D, EDID and HDCP Including infrared controller Certified HDBaseT
1	0 517 38	
		Right-angled HDMI adaptor Male HDMI to female HDMI with 90° angle Used to make a connection when space is limited
1	0 517 37	
		2 m DisplayPort cord For connecting a DisplayPort socket to the audio/video terminal (PC, monitor, etc)
1	0 514 00	
		HD15 male/male cords For connecting a DisplayPort socket to the audio/video terminal (PC, monitor, etc) Support QXGA resolution (2048 x 1536)
1	0 517 29	Length 2 m
1	0 517 30	Length 5 m
1	0 517 23	Length 10 m
1	0 517 31	Length 15 m
		HD15 cord + 3.5 mm Jack Length 2 m For connecting an HD15 video socket and a 3.5 mm audio jack to a terminal (PC, video projector)
1	0 517 22	

Pack	Cat.Nos	Audio cords
		RCA male/male stereo audio cords Length 2 m Length 5 m
1	0 514 03	
1	0 514 04	
		3.5 mm male Jack to 2 RCA male Y stereo audio cords Length 2 m Length 5 m
1	0 514 05	
1	0 514 06	
		3.5 mm male/male Jack stereo audio cords Length 2 m Length 5 m
1	0 514 07	
1	0 514 08	
		XLR cord Length 10 m. For connecting an XLR socket to an audio peripheral (microphone, amplifier, etc)
1	0 517 24	
		USB Type-C adaptors
		Male USB 3.1 Type-C/female HDMI adaptors For connecting a USB Type-C device to the HDMI port of a video projector or TV for audio and video distribution
1	0 514 12	
		USB Type-C/RJ45 adaptor Used to connect a USB Type-C device to the computer network
1	0 514 13	
		USB 3.1 Type-C cords For charging, data transfer, and audio/video distribution
1	0 514 10	Male USB 3.1 Type-C/male Type-C cord - length 1 m
		Data cords
		USB Data cords For transferring data from a USB data socket to a peripheral (hard drive, printer, scanner, etc)
1	0 514 01	USB 3.0 A male/A male cord - length 2 m
1	0 514 02	USB 3.0 A male/B male cord - length 2 m
1	0 514 11	USB 2.0 Type-C male/USB A male cord - length 2 m
		Audio/video cables For connecting 2 sockets a long distance apart
1	0 514 09	Loudspeaker cable Length 15 m For connecting speakers to an amplifier
1	0 327 81	VGA cable Length 20 m For full pin connection of HD15 sockets over distances of up to 15 m



0 676 70 + 0 670 01 narrow rocker plate + Gouged Corian plate 0 690 21



0 676 64 + 0 671 21 cover plate Surface + Pearl Leather plate Couture 0 694 31

Plug-in indicators

Pack	Cat.Nos	230 V indicator
10	0 676 86	230 V illuminated light - 0.15 mA
10	0 676 85	Indicator light for standard wiring - 3 mA
10	0 676 88	Indicator light for distributed phase - 3 mA



10	0 676 87	12-24-48 V indicator Illuminated light
----	----------	--



Illuminated ring

Can provide indicator or illuminated function by selection with a switch
 Fits special wide or narrow rocker plates (p. 14) Cat.Nos 0 650 03/04 (white), Cat.Nos 0 651 03/04 (titanium) and Cat.Nos 0 652 03/04 (graphite)
 2 connection wires
 1 0 676 70 Indicator (3 mA) or illuminated light (0.15 mA)



230 V indicators for special functions

10	6 650 90	For double pole switch Cat.No. 0 670 20 and illuminated switch Cat.No 0 670 05
10	6 650 91	Illuminated light - 0.15 mA Indicator light - 3 mA



10	0 676 64	For switched socket outlets Cat.No 0 671 21
		Indicator light - 2.4 mA



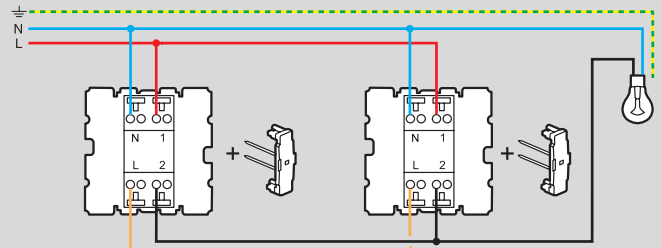
Label-holder for identification

10	0 676 60	Glued onto the plates
----	----------	-----------------------

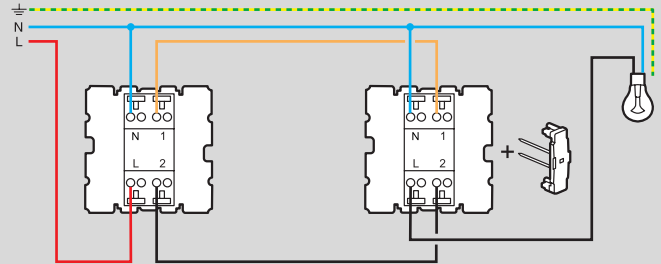


Convert a two-way switch into a two-way indicator switch with a plug-in indicator

For a two-way switch circuit with distributed phase indicator light:
 Cat.No 0 676 88



For an existing two-way switch circuit with indicator light:
 Cat.No 0 676 85



With illuminated ring (indicator or illuminated): Cat.No 0 676 70
 Example: indicator function on distributed phase wiring diagram

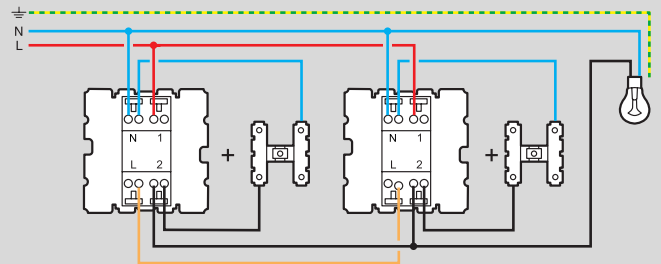



Table of indicator equivalence

For existing mechanism



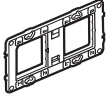
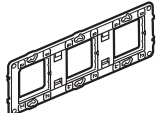
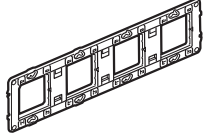
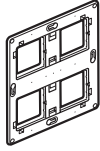
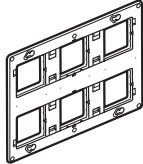

	Plug-in indicators				Ring
	Illuminated 12-24-48 V	Illuminated 30 V	Indicator 230 V		Indicator & illuminated 230 V
	0 676 87	0 676 86	0 676 85	0 676 88	0 676 70
One-way	✓	✓	✗	✓	✓
Standard two-way wiring	✓	✓	✓	✗	✓
Two-way switch with distributed phase wiring	✓	✓	✗	✓	✓
Push-button	✓ (Cat.No 0 670 31)	✓ (Cat.No 0 670 31)	✗	✓ (Cat.No 0 670 34)	✓
Cat.No	Consumption (mA)				
0 676 87	12 V _~ : 0.2 24 V _~ : 0.6 48 V _~ : 2.7	12 V _~ : 0.4 24 V _~ : 1.2 48 V _~ : 3.7			

Batibox™ universal supports


for Céliane



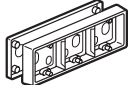




Supports for fixing Céliane wiring accessories in Batibox boxes
 Supplied with temporary protection except Cat.Nos 0 802 64/66/50
 BI-material supports for enhanced rigidity
 Equipped with removable spacers for installation of extended functions (eg: prewired sockets)

Pack	Cat.Nos	Screw-type support frames
10	0 802 50	For narrow gang - 1 module 
10	0 802 51	For 1 gang - 2 modules Universal support for mounting on all types of screw mounting box Can be used to make up multi gang configurations by joining boxes vertically and horizontally 
10	0 802 52	For 2 gangs - 4-5 modules Horizontal or vertical mounting 
5	0 802 53	For 3 gangs - 6-8 modules Horizontal or vertical mounting 
5	0 802 54	For 4 gangs 10 modules Horizontal or vertical mounting 
5	0 802 64	2 x 2-gang 2 x 4/5 modules 
5	0 802 66	2 x 3-gang 2 x 6/8 modules 
10	0 802 61	For 1 gang - 2 modules Claw length: 27 mm Claw length: 37 mm 
10	0 802 69	

Céliane™ surface mounting boxes and spacers



Pack	Cat.Nos	Surface mounting boxes
2	0 802 41	1-gang 2 adjustable heights (27 or 40 mm) Boxes not compatible with "Material" finish plates (use with Lacquers, Memories, Powders, Metals, Neutrals, Iced, Frosted and Anodised plates) Supplied with screws With a removable input for installation on 20 x 12.5 mini-trunking ○ White  ● Titanium
2	0 802 44	
1	0 802 42	2-gang 2 horizontal or vertical gangs With a removable input for installation on 32 x 12.5 mini-trunking ○ White  ● Titanium
1	0 802 45	
1	0 802 43	3-gang 3 horizontal or vertical gangs With a removable input for installation on 32 x 12.5 mini-trunking ○ White  ● Titanium
1	0 802 46	
10	0 802 97	Spacer for Batibox support Used in refurbishment projects to compensate for imperfections in the walls and ensure the plates are held strongly in position Adds 1 mm extra thickness Used on supports Cat.Nos 0 802 51/61/69 (single-gang or multi-gang version) with 71 mm fixing centre Also fits on 2/3 and 4-gang supports Cat.Nos 0 802 52/53/54 Supplied as breakable strips 3 x 1-gang 



0 675 60 + Gouged Corian plate 0 690 21



0 675 64 + cover plate + plate White 0 666 31







0 673 74 + cover plate + Aluminium plate 0 689 21




0 671 59 + cover plate + White plate 0 666 35

Selection chart: mechanisms and cover plates **p. 25**
 Selection chart: plates and supports **p. 10-11**

Pack	Cat.Nos	Call push-button with illuminated indicator
1	0 675 60	 6 A - 230 V - Equipped with a status indicator Supplied with opalescent ring cover and titanium rocker plate with indicator and label-holder For installation at the entrance to the room to display the room status: - Do not disturb: Opalescent ring cover off and bell pictogram lit up - Presence in room: Opalescent ring cover lit up Installed in addition to a two-way switch equipped with cover plates (p. 25) Can also be used with keycard reader Cat.No 0 675 63 Two-way switch to be equipped with a cover plate (see selection chart p. 25) For installation in addition to the call push-button inside the room with the keycard switch
10	0 670 01	

Pack	Cat.Nos	Keycard switches
1	0 675 63	 Used to energise a circuit by inserting a transponder key ring or credit card type keycard Has a time delay of 30 s after removal of the card In multi-gang version, mounted with 71 mm fixing centres Keycard switch 230 V - 50/60 Hz power supply Can be used in conjunction with call push-button Cat.No 0 675 60
1	0 675 64	 RFID keycard switch Only works when presence is detected of a keycard with a 13.56 MHz chip such as Cat.No 0 767 11 Power supply 230 V - 50/60 Hz
10	0 898 06	 Transponder key ring For use with keycard switch Equipped with a label-holder

Pack	Cat.Nos	Accessories
1	0 676 98	Sheet of labels with pictograms to identify the different functions
1	0 676 99	<input type="radio"/> White <input checked="" type="radio"/> Graphite

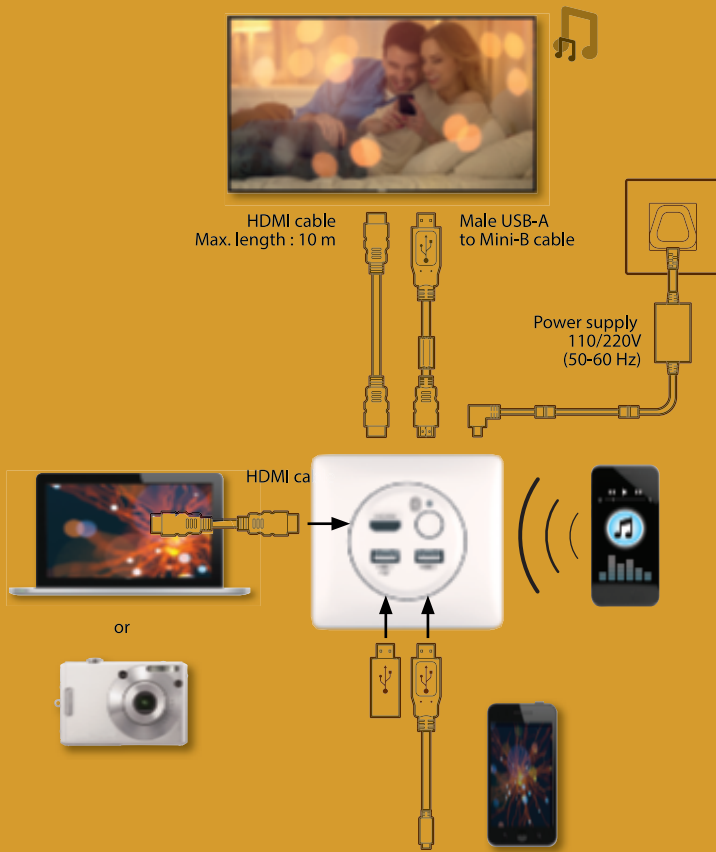
Pack	Cat.Nos	Media Hub
1	0 673 71	Allows the user to: watch films from a PC or camcorder on TV HDMI socket - watch the content of a USB stick on TV: 1 A USB Data socket - charge devices: 2 A USB socket - listen to music from a smartphone, tablet, etc on TV: Bluetooth function Inputs: 2 USB chargers including 1 USB Data, HDMI, Bluetooth audio Output: HDMI and USB Data Power supply with transformer provided Supplied with cover plate and support  <input type="radio"/> White <input checked="" type="radio"/> Titanium <input checked="" type="radio"/> Graphite
1	0 673 74	
1	0 673 75	

Pack	Cat.Nos	Shaver socket
1	0 671 59	 Power supply 230 V \sim - 50/60 Hz and output 120/230 V \sim Conforming to EN 60742 and EN 61558-2-5 Connection via automatic terminals Equipped with a circuit separation transformer to isolate the user from the mains supply Protected against overloads and short-circuits by built-in thermal relay limiting the available power to 20 VA On inserting the plug, power is supplied to the transformer Supplied with support Use Batibox flush-mounting box depth 50 mm Cat.No 0 801 55 or 2 x 0 801 51 in masonry and Cat.No 0 800 52 in dry partitions

MEDIA HUB, FOR CONNECTION AT YOUR FINGERTIPS...

Chargers, Bluetooth,
HDMI, USB data all in
1 product!

With the Media Hub, you can connect several different devices (computer, camera, smartphone, etc) in order to display and listen to multimedia files on a TV screen, or access data stored on your peripherals.



CELIANE FINISH

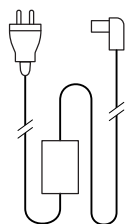
1-gang - Includes support and cover plate
(plate not supplied)



Front



Back



An interior which obeys both fingertip and voice control



Receive alerts if there's a problem

"If my fridge goes off, my smartphone sends me a message."

Close up your home with a single action

"I'm running late, so I can just press the Home/Away wireless master switch to close the shutters and switch off the lights."

CélianeTM with NETATMO

The new Céliane with Netatmo collection of switches and power outlets allows you to control your lighting, roller shutters and electrical appliances remotely using your smartphone or your voice!

Using my voice to control my appliances

"I can ask my voice assistant to switch on the lights."

Compatible with Apple Siri, Google Assistant and Amazon Alexa.

Keep watch over your home

"I'm in the office and can see it's a lovely day: I can open my shutters remotely with my smartphone."



A simple upgradable installation

"I can put my wireless switches wherever I want. I can add extra switches."

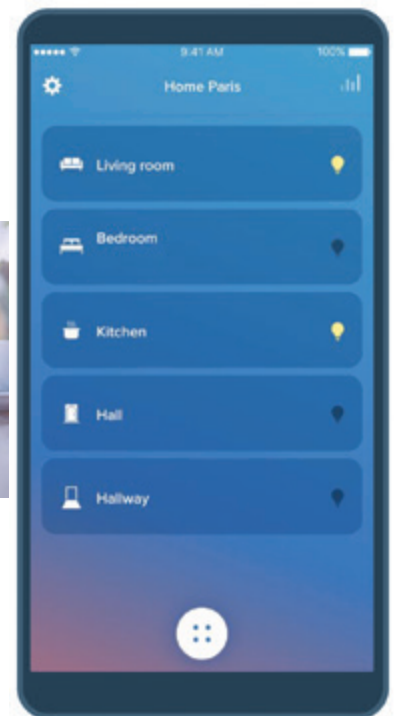



Home + Control app

download free of charge from



iOS: These switch and power outlet solutions require an iPhone, iPad or iPod touch with iOS 9.0 or later. To control this HomeKit compatible accessory, iOS 9.0 or later version is recommended. To control this HomeKit accessory automatically from outside the home, you need Apple TV with tvOS 10.0 or later version or an iPad with iOS 10.0 or later version configured as a hub. ANDROID: Android 5.0 minimum required with Google Play access. WEBAPP: PC & Mac iPhone, iPod and iPad are registered trademarks of Apple Inc, registered in the United States and other countries. HomeKit is a registered trademark of Apple Inc. App Store is a service mark of Apple Inc. Android, Google, Google Play and the Google Play logo are trademarks of Google LLC. Amazon, Alexa and their associated logos are trademarks of Amazon.com, Inc. or its subsidiaries



Eliot is Legrand's Connected devices programme. It aims to revitalise how we communicate Legrand's offer wherever the Internet of Things can improve the user experience.



FOLLOW
US ON

- @ legrand.com
- youtube.com/user/legrand
- facebook.com/Legrand
- twitter.com/Legrand
- pinterest.com/legrandgroup
- instagram.com/legrandnews



Head Office
and International Department
87045 Limoges Cedex - France
Tel: +33(0)5 55 06 87 87
Fax: +33(0)5 55 06 74 55